




DRIVING THE NEW

**INVESTOR PRESENTATION**  
Q3 FY'24

**Feb 7, 2024**



This presentation and the accompanying slides (the “Presentation”), has been prepared by Uno Minda Limited (the “Company”), solely for information purposes and do not constitute any offer, recommendation or invitation to purchase or subscribe for any securities, and shall not form the basis or be relied on in connection with any contract or binding commitment whatsoever. No offering of securities of the Company will be made except by means of a statutory offering document containing detailed information about the Company.

This Presentation has been prepared by the Company based on information and data which the Company considers reliable, but the Company makes no representation or warranty, express or implied, whatsoever, and no reliance shall be placed on, the truth, accuracy, completeness, fairness and reasonableness of the contents of this Presentation. This Presentation may not be all inclusive and may not contain all of the information that you may consider material. Any liability in respect of the contents of, or any omission from, this Presentation is expressly excluded.

Certain matters discussed in this Presentation may contain statements regarding the Company’s market opportunity and business prospects that are individually and collectively forward-looking statements. Such forward-looking statements are not guarantees of future performance and are subject to known and unknown risks, uncertainties and assumptions that are difficult to predict. These risks and uncertainties include, but are not limited to, the performance of the Indian economy and of the economies of various international markets, the performance of the auto ancillary industry in India and world-wide, competition, the company’s ability to successfully implement its strategy, the Company’s future levels of growth and expansion, technological implementation, changes and advancements, changes in revenue, income or cash flows, the Company’s market preferences and its exposure to market risks, as well as other risks. The Company’s actual results, levels of activity, performance or achievements could differ materially and adversely from results expressed in or implied by this Presentation. The Company assumes no obligation to update any forward-looking information contained in this Presentation. Any forward-looking statements and projections made by third parties included in this Presentation are not adopted by the Company and the Company is not responsible for such third-party statements and projections.

# CONTENT

---

<b>01.</b>	Industry Highlights	04
<b>02.</b>	Operational Highlights	05
<b>03.</b>	Financial Highlights	06
<b>04.</b>	Business Review	11
<b>05.</b>	Strategic Business Update	18
<b>06.</b>	Annexures	21
<b>07.</b>	Overview: Uno Minda Group	24

# INDUSTRY HIGHLIGHTS FOR Q3FY24

## PLI Scheme Extended by 1 year

Govt extends tenure of automobile, component PLI scheme by 1 year. Five year to start from FY24 and ending in FY28

Govt In interim budget increased allocation to Rs 3,500 crore for PLI Auto, Components scheme in FY25

## Auto Industry growth momentum continues with 16% YoY growth

PV segment registering 5% YoY growth during the quarter with SUV saw a strong demand

Recovery in 2W market with improved rural sentiment registering 19% YoY growth

## Anti Dumping on PV Alloy wheel extended

Extended anti dumping duty on imports of "Aluminium Alloy Road Wheel" originating in or exported from China PR for five years


## EV Sales rallies back despite slashing of FAME-II

E-2w sales have rallied back to 2.43 lakhs in Q3 FY 24 registering 34% growth QoQ. Achieving highest quarterly sales.

## Bharat Mobility Global Expo 2024

With focus on electric mobility, multiple industry bodies along with the Government of India hosted a mega exhibition from 1-3 Feb 2024.

Uno Minda took the center stage amongst component industry with its innovative products and technologies



# KEY OPERATIONAL HIGHLIGHTS FOR Q3FY24

## Commissioning of enhanced capacity of 2.0 Mn in 2w Alloy Wheel

Commissioned third line in Dec-23. All three lines aggregating to additional capacity of 2.0 Mn are now fully operational and ramping up.

## Recognized CII Top 50 Innovative Company

CII has recognized Uno Minda as a Top 50 Innovative Company, acknowledging our groundbreaking work in automotive technologies

## Orders Wins for EV Motor from E-2W OEM

Received new orders having annual peak revenue of around Rs 250 Crores from EV OEMs..

Notable orders include off board charger from 3W OEMs, EV motors order from two more new age EV OEM



# FINANCIAL INFORMATION & RECENT UPDATES

# KEY FINANCIAL HIGHLIGHTS FOR THE QUARTER

**Group Revenues (Including JVs and Associates) (Unaudited)** higher by 24% Y-o-Y

**Rs 4,415 Cr**  
for the quarter



**Consolidated Revenues** increased by 21% Y-o-Y to

**Rs 3,523 Cr**  
for the quarter



**EBITDA** higher by 12% Y-o-Y to

**Rs 380 Cr**  
for the quarter



**EBITDA margin** at

**at 10.8%**  
for the quarter



**PAT (UML share)** increased by 19% on Y-o-Y to

**Rs 193 Cr**  
for the quarter



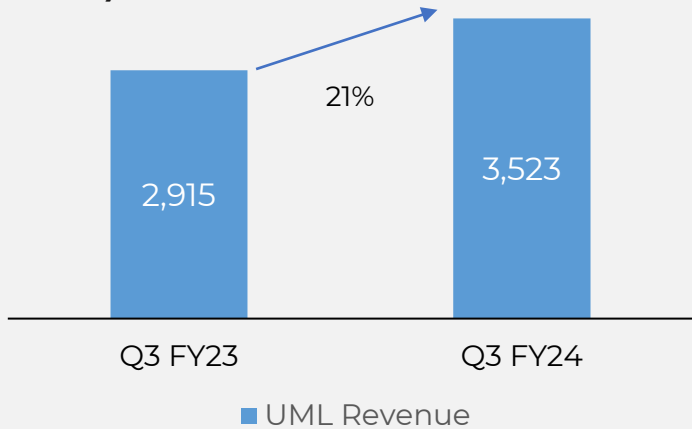
**Declared Interim Dividend** increased by 30% on Y-o-Y to

**Rs 0.65 per share**

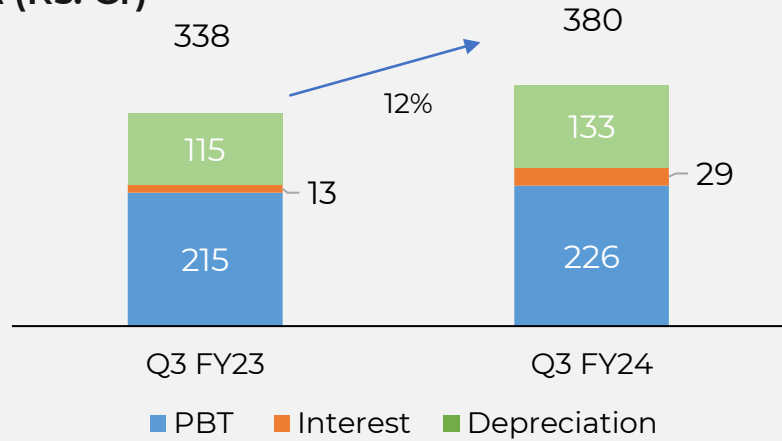


# CONSOLIDATED FINANCIAL HIGHLIGHTS – Q3 FY24

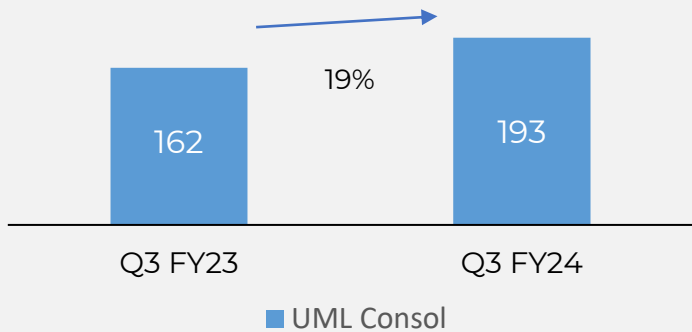
Revenue (Rs. Cr)



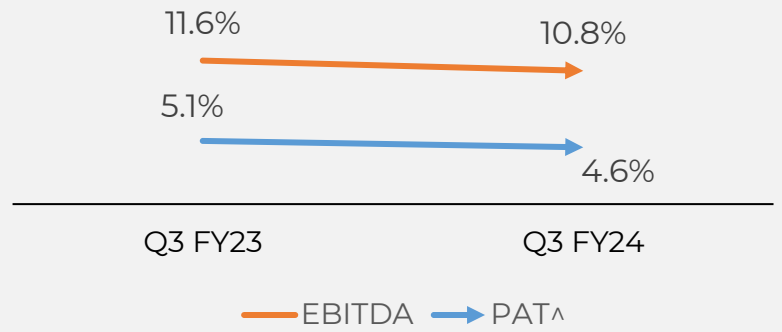
EBITDA (Rs. Cr)



PAT\* (Rs. Cr)



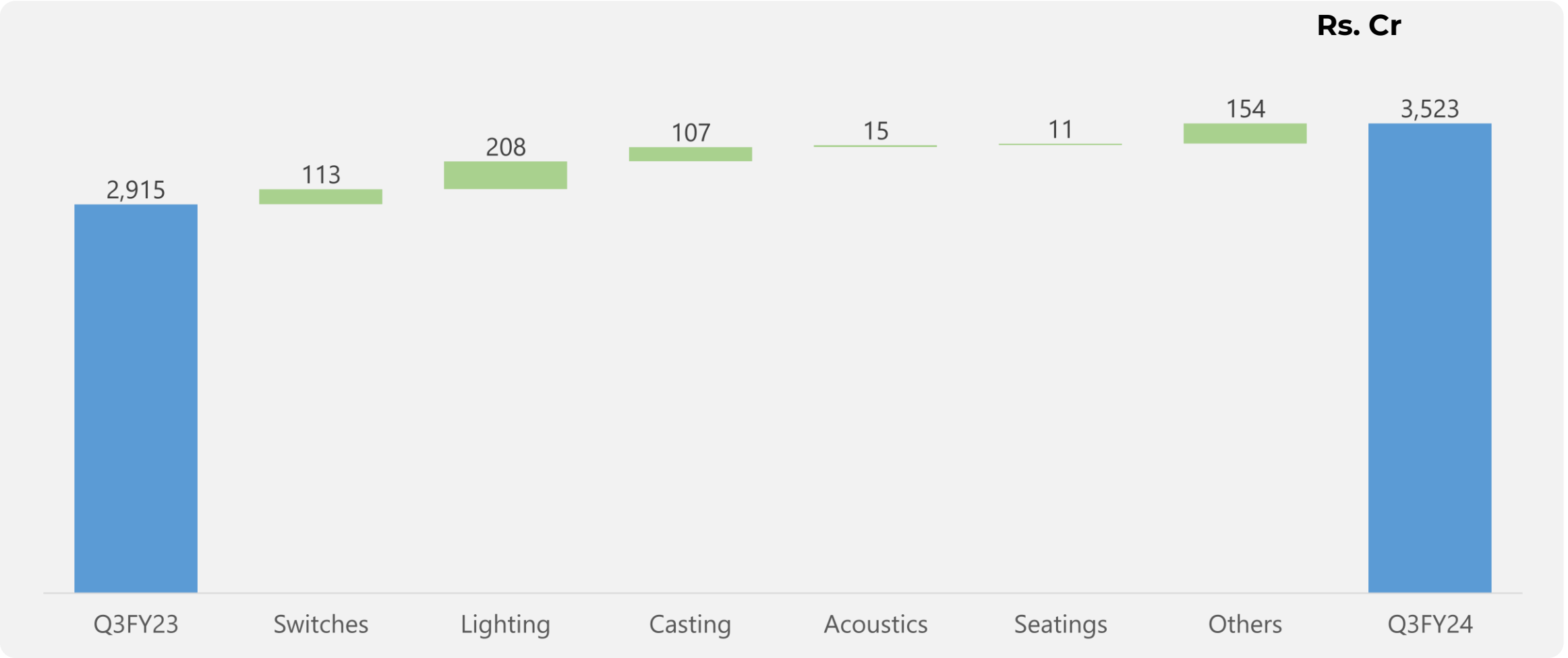
Margin (%)



\*PAT UML Share

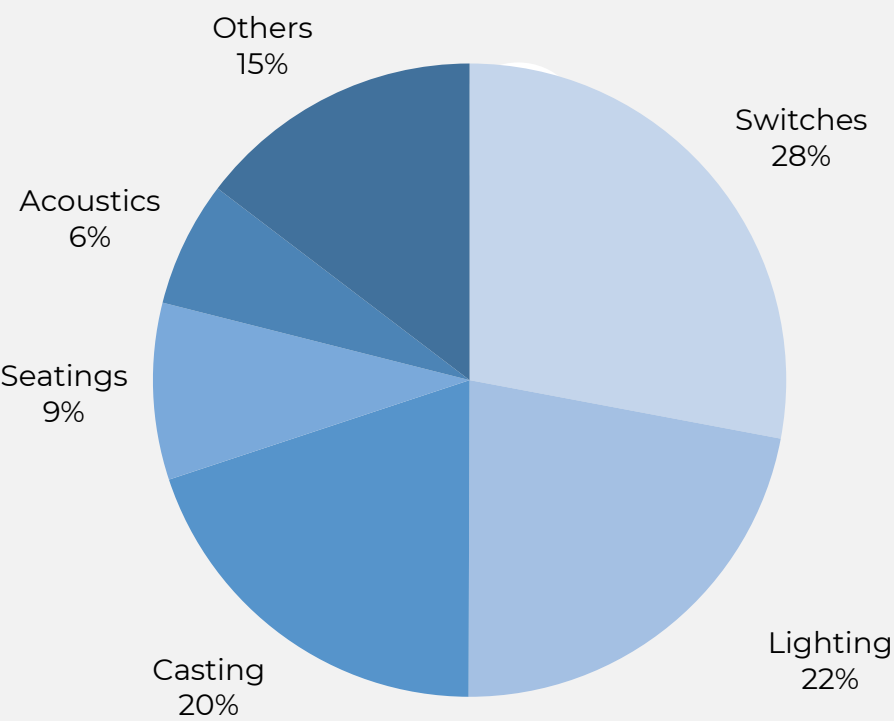
^PAT before profit share of JVs/ & Associates and Minority Interest

# REVENUE BRIDGE – Q3 FY24

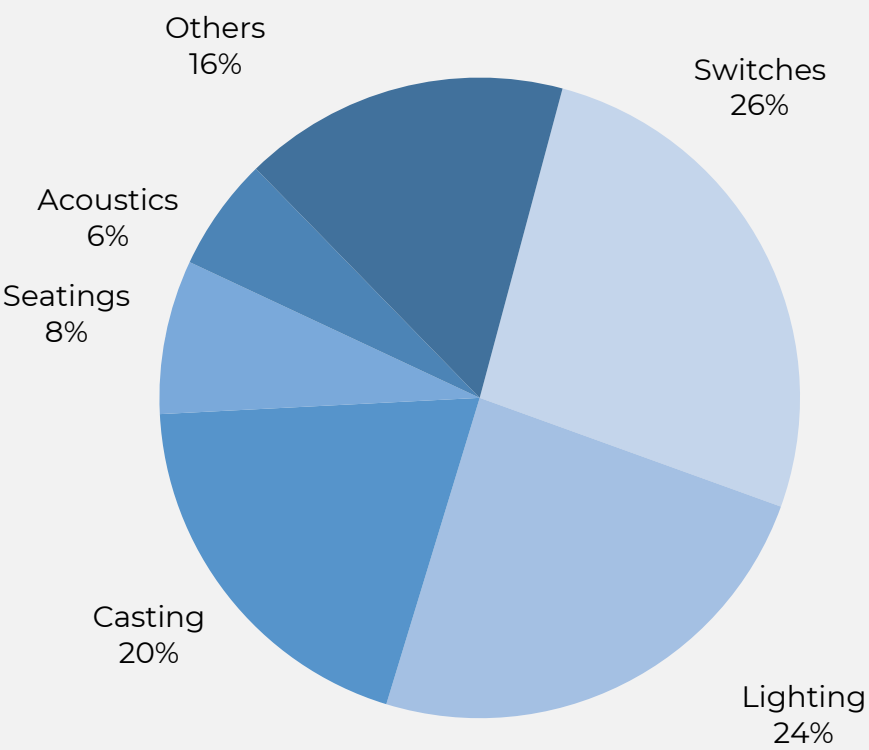


# DIVISION-WISE REVENUE MIX

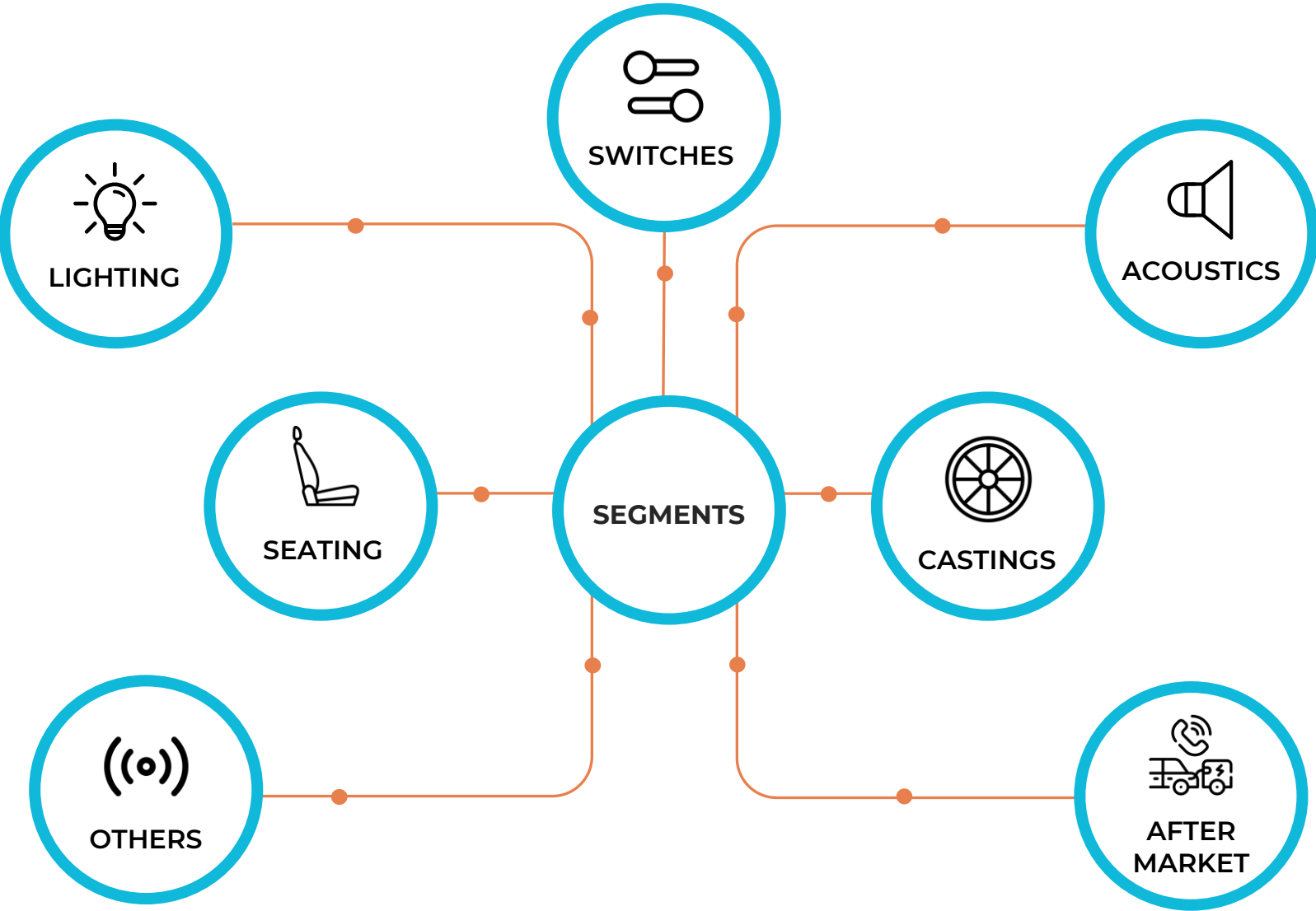
Q3 FY23 (%)




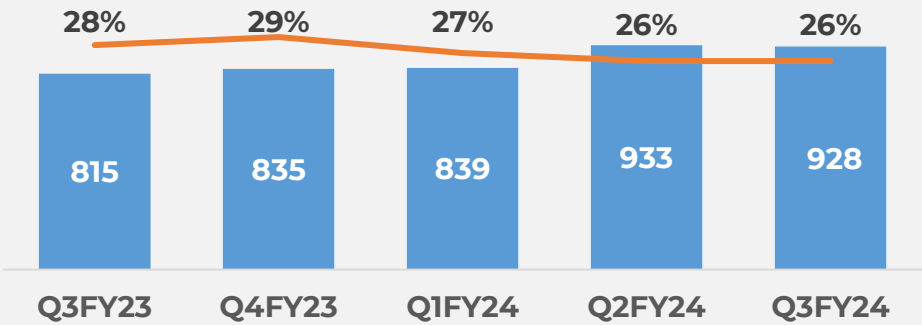

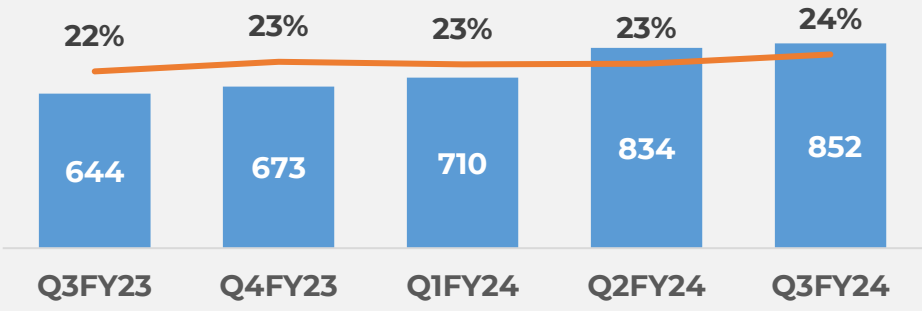

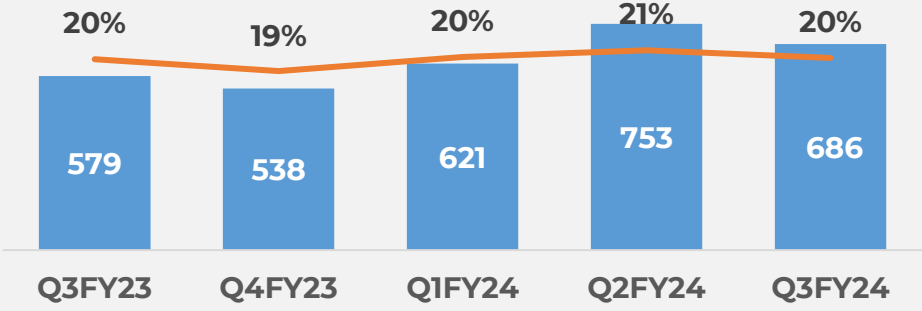
Q3 FY24 (%)



# BUSINESS REVIEW


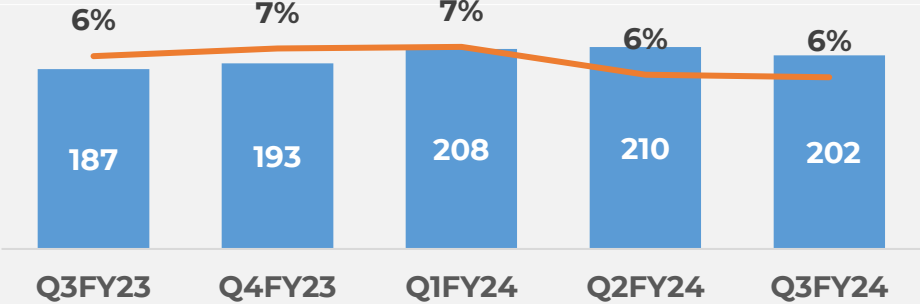

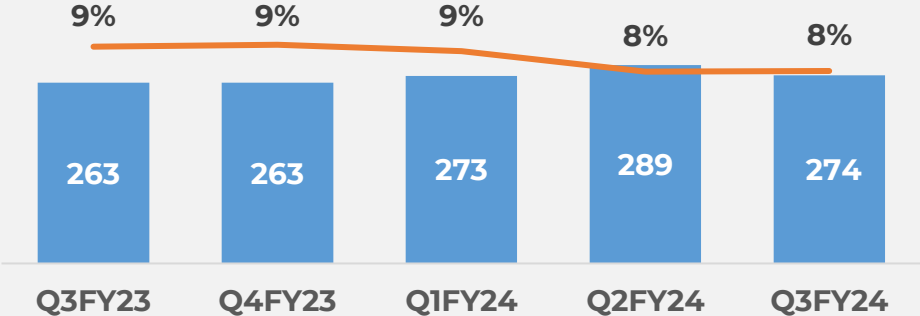

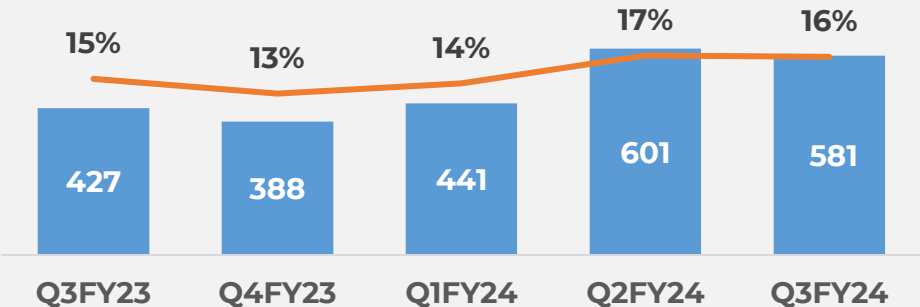


# BUSINESS REVIEW

Product Segment	Revenue Growth ( Figures in Rs. Cr)	Key updates																		
<div> Switches</div>	<div><table><thead><tr><th>Quarter</th><th>Revenue (Rs. Cr)</th><th>Revenue Share (%)</th></tr></thead><tbody><tr><td>Q3FY23</td><td>815</td><td>28%</td></tr><tr><td>Q4FY23</td><td>835</td><td>29%</td></tr><tr><td>Q1FY24</td><td>839</td><td>27%</td></tr><tr><td>Q2FY24</td><td>933</td><td>26%</td></tr><tr><td>Q3FY24</td><td>928</td><td>26%</td></tr></tbody></table></div>	Quarter	Revenue (Rs. Cr)	Revenue Share (%)	Q3FY23	815	28%	Q4FY23	835	29%	Q1FY24	839	27%	Q2FY24	933	26%	Q3FY24	928	26%	<ul style="list-style-type: none"><li>Export of 2W switch continues to grow</li><li>Phase 1 of our greenfield project in Farrukhnagar (Gurugram) is expected to be completed in Q1 FY25</li></ul>
Quarter	Revenue (Rs. Cr)	Revenue Share (%)																		
Q3FY23	815	28%																		
Q4FY23	835	29%																		
Q1FY24	839	27%																		
Q2FY24	933	26%																		
Q3FY24	928	26%																		
<div> Lighting</div>	<div><table><thead><tr><th>Quarter</th><th>Revenue (Rs. Cr)</th><th>Revenue Share (%)</th></tr></thead><tbody><tr><td>Q3FY23</td><td>644</td><td>22%</td></tr><tr><td>Q4FY23</td><td>673</td><td>23%</td></tr><tr><td>Q1FY24</td><td>710</td><td>23%</td></tr><tr><td>Q2FY24</td><td>834</td><td>23%</td></tr><tr><td>Q3FY24</td><td>852</td><td>24%</td></tr></tbody></table></div>	Quarter	Revenue (Rs. Cr)	Revenue Share (%)	Q3FY23	644	22%	Q4FY23	673	23%	Q1FY24	710	23%	Q2FY24	834	23%	Q3FY24	852	24%	<ul style="list-style-type: none"><li>SOP of several orders in last few quarters in 4W Lighting</li><li>Greenfield 4W lighting plant project at Khed City Pune on track</li></ul>
Quarter	Revenue (Rs. Cr)	Revenue Share (%)																		
Q3FY23	644	22%																		
Q4FY23	673	23%																		
Q1FY24	710	23%																		
Q2FY24	834	23%																		
Q3FY24	852	24%																		
<div> Castings</div>	<div><table><thead><tr><th>Quarter</th><th>Revenue (Rs. Cr)</th><th>Revenue Share (%)</th></tr></thead><tbody><tr><td>Q3FY23</td><td>579</td><td>20%</td></tr><tr><td>Q4FY23</td><td>538</td><td>19%</td></tr><tr><td>Q1FY24</td><td>621</td><td>20%</td></tr><tr><td>Q2FY24</td><td>753</td><td>21%</td></tr><tr><td>Q3FY24</td><td>686</td><td>20%</td></tr></tbody></table></div>	Quarter	Revenue (Rs. Cr)	Revenue Share (%)	Q3FY23	579	20%	Q4FY23	538	19%	Q1FY24	621	20%	Q2FY24	753	21%	Q3FY24	686	20%	<ul style="list-style-type: none"><li>Commissioned all three lines aggregating to additional capacity out of total 2.0 Mn at 2W Alloy wheel plant at Supa.</li></ul>
Quarter	Revenue (Rs. Cr)	Revenue Share (%)																		
Q3FY23	579	20%																		
Q4FY23	538	19%																		
Q1FY24	621	20%																		
Q2FY24	753	21%																		
Q3FY24	686	20%																		

Revenue Revenue Share

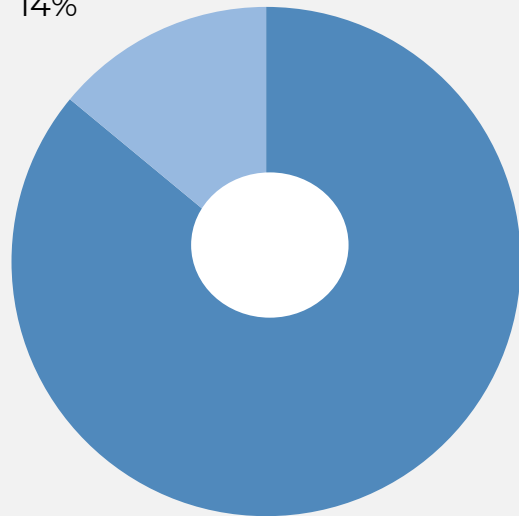
# BUSINESS REVIEW

Product Segment	Revenue Growth ( Figures in Rs. Cr)	Key updates																		
 Acoustic	 <table><thead><tr><th>Quarter</th><th>Revenue (Rs. Cr)</th><th>Revenue Share (%)</th></tr></thead><tbody><tr><td>Q3FY23</td><td>187</td><td>6%</td></tr><tr><td>Q4FY23</td><td>193</td><td>7%</td></tr><tr><td>Q1FY24</td><td>208</td><td>7%</td></tr><tr><td>Q2FY24</td><td>210</td><td>6%</td></tr><tr><td>Q3FY24</td><td>202</td><td>6%</td></tr></tbody></table>	Quarter	Revenue (Rs. Cr)	Revenue Share (%)	Q3FY23	187	6%	Q4FY23	193	7%	Q1FY24	208	7%	Q2FY24	210	6%	Q3FY24	202	6%	<ul style="list-style-type: none"><li>Volumes at Clarton remain lower due to lower industry volumes.</li></ul>
Quarter	Revenue (Rs. Cr)	Revenue Share (%)																		
Q3FY23	187	6%																		
Q4FY23	193	7%																		
Q1FY24	208	7%																		
Q2FY24	210	6%																		
Q3FY24	202	6%																		
 Seating	 <table><thead><tr><th>Quarter</th><th>Revenue (Rs. Cr)</th><th>Revenue Share (%)</th></tr></thead><tbody><tr><td>Q3FY23</td><td>263</td><td>9%</td></tr><tr><td>Q4FY23</td><td>263</td><td>9%</td></tr><tr><td>Q1FY24</td><td>273</td><td>9%</td></tr><tr><td>Q2FY24</td><td>289</td><td>8%</td></tr><tr><td>Q3FY24</td><td>274</td><td>8%</td></tr></tbody></table>	Quarter	Revenue (Rs. Cr)	Revenue Share (%)	Q3FY23	263	9%	Q4FY23	263	9%	Q1FY24	273	9%	Q2FY24	289	8%	Q3FY24	274	8%	<ul style="list-style-type: none"><li>Started Supplies to New age EV OEM</li><li>New export order for suspended seats to European market</li></ul>
Quarter	Revenue (Rs. Cr)	Revenue Share (%)																		
Q3FY23	263	9%																		
Q4FY23	263	9%																		
Q1FY24	273	9%																		
Q2FY24	289	8%																		
Q3FY24	274	8%																		
 Others	 <table><thead><tr><th>Quarter</th><th>Revenue (Rs. Cr)</th><th>Revenue Share (%)</th></tr></thead><tbody><tr><td>Q3FY23</td><td>427</td><td>15%</td></tr><tr><td>Q4FY23</td><td>388</td><td>13%</td></tr><tr><td>Q1FY24</td><td>441</td><td>14%</td></tr><tr><td>Q2FY24</td><td>601</td><td>17%</td></tr><tr><td>Q3FY24</td><td>581</td><td>16%</td></tr></tbody></table>	Quarter	Revenue (Rs. Cr)	Revenue Share (%)	Q3FY23	427	15%	Q4FY23	388	13%	Q1FY24	441	14%	Q2FY24	601	17%	Q3FY24	581	16%	<ul style="list-style-type: none"><li>Wireless charger order from another Indian 4W OEM.</li><li>New orders having annual peak revenue of around Rs 250 Crores from EV OEMs. Rs 200 Crores pertains to EV Specific products comprising of Off Board chargers, EV Motors, and Motor controllers.</li></ul>
Quarter	Revenue (Rs. Cr)	Revenue Share (%)																		
Q3FY23	427	15%																		
Q4FY23	388	13%																		
Q1FY24	441	14%																		
Q2FY24	601	17%																		
Q3FY24	581	16%																		

Revenue Revenue Share

# REVENUE BREAKUPS Q3 FY24

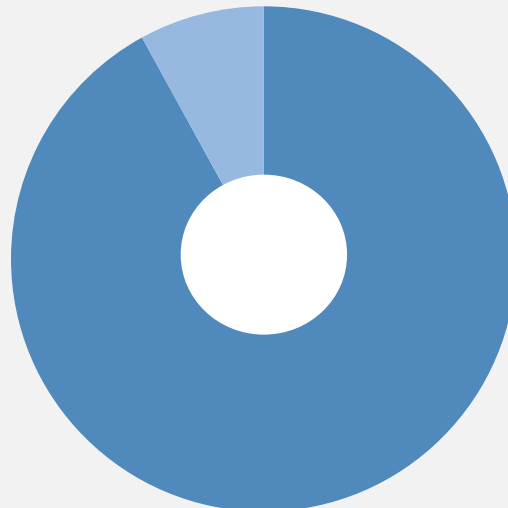
International  
14%



India  
86%

Geography-wise Breakup

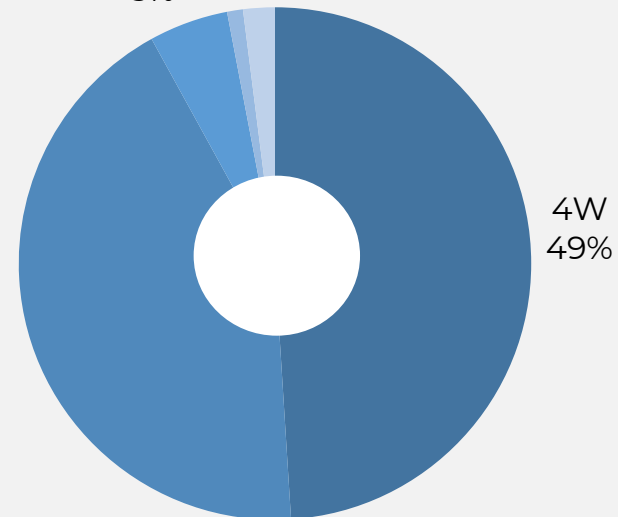
Aftermarket  
8%



OEM  
92%

Channel-wise Breakup

CV 5%  
3W 1%  
OR 2%



2W  
43%

4W  
49%

Segment-wise Breakup

# AFTERMARKET- EXPANDING B2C BUSINESS

## Key Highlights

- Revenue of Rs. 273 Cr during the quarter
- Leadership position in major products categories
- Strong brand recall with loyal customer base
- Continuous expansion of existing Product portfolio & addition of new product lines- Alloys, Infotainment, Seating, Air Braking etc.

**6,500+ SKUs**

Switches, Horns, Lightings, Batteries, Filter, Indicator, Bulbs, RVMs, Braking, Shocks & struts and Accessories

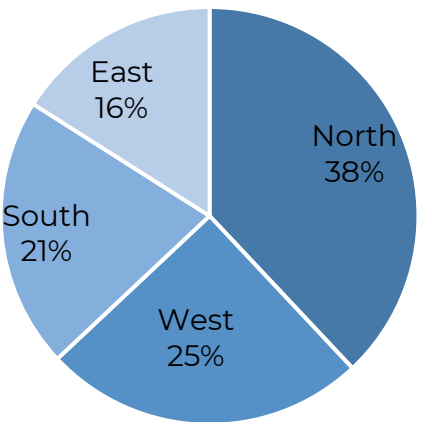
**150,000+**

Workshops

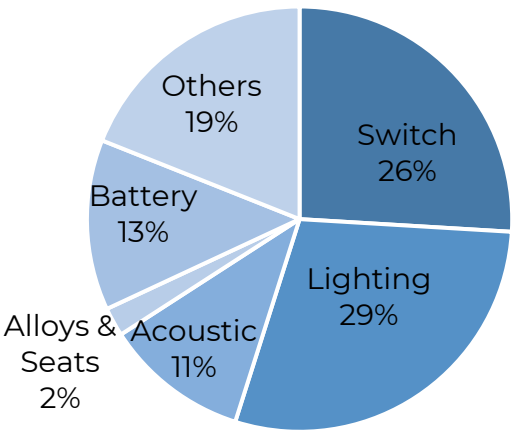
**6 Export Regions**

Exporting to SAARC, ASEAN, EU, LATAM, MENA & Africa

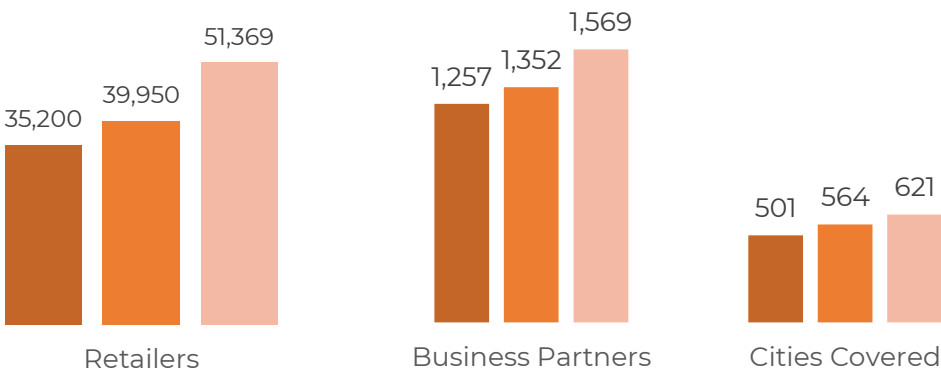
**Geographical Breakup**



**Segmental Breakup**



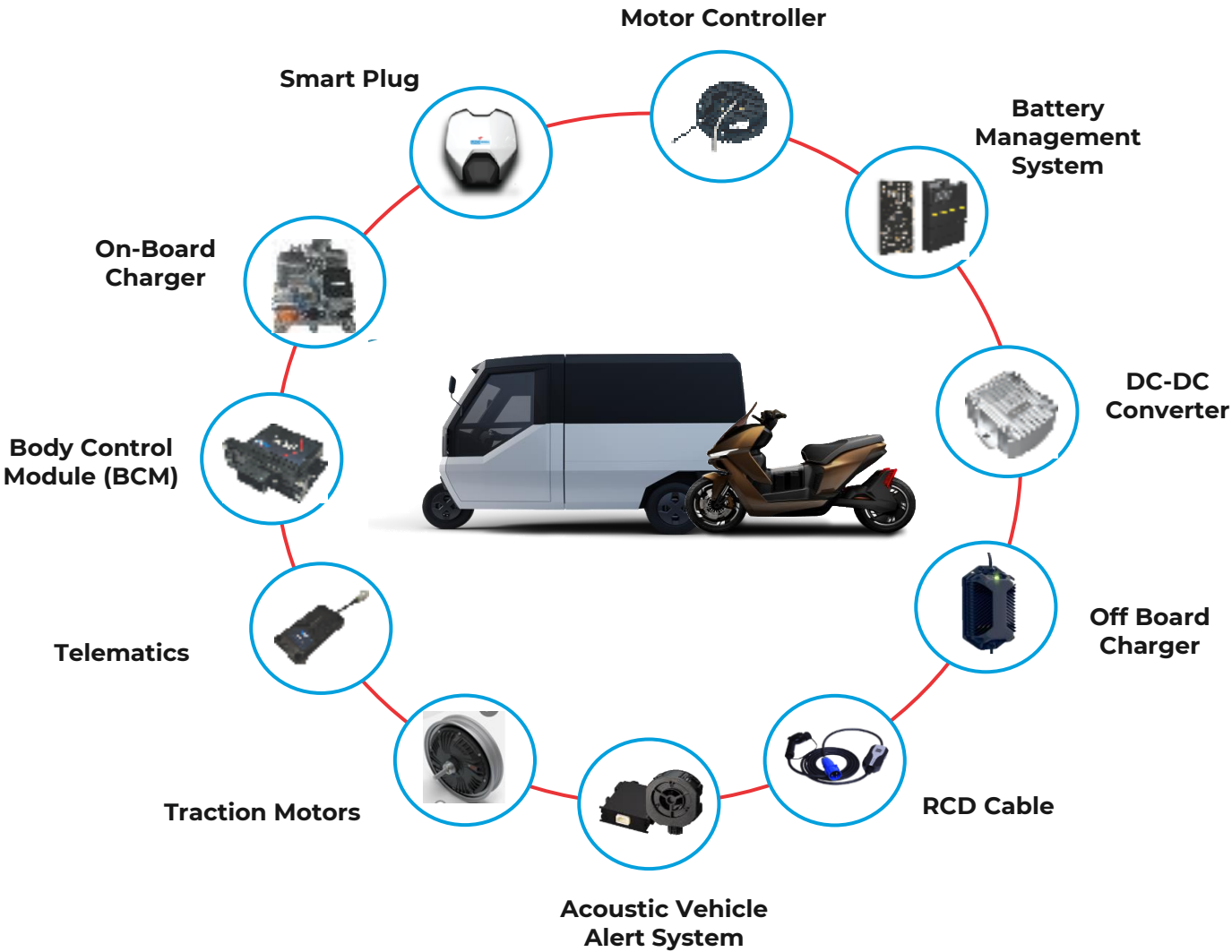
**Expanding Network**



■ 31-Mar-21 ■ 31-Mar-22 ■ 31-Mar-23

# UNO MINDA's EV PRODUCT PORTFOLIO (2W & 3W)

## Low Voltage EV Products (48V to 96V)



### Products under Production and supply

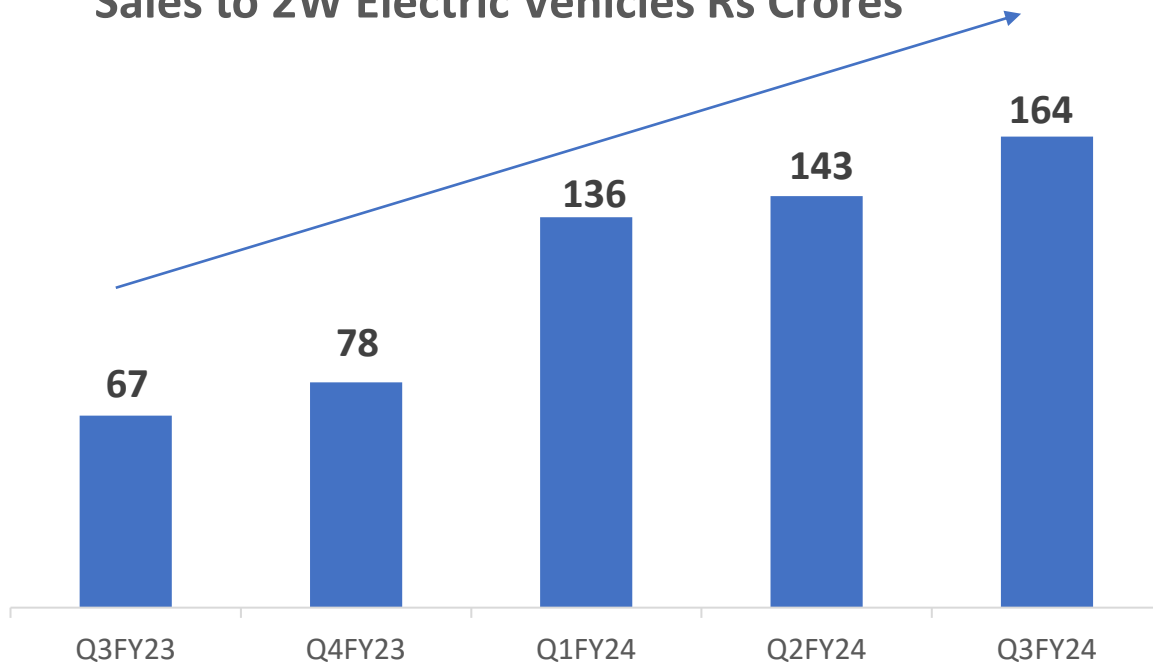
Battery Management System (BMS)
On Board Charger
Off Board Charger
RCD Cable
Body Control Module
Smart Plug
Telematics
Acoustic Vehicle Alert System (AVAS)

### Orders received, SOP in H2FY24

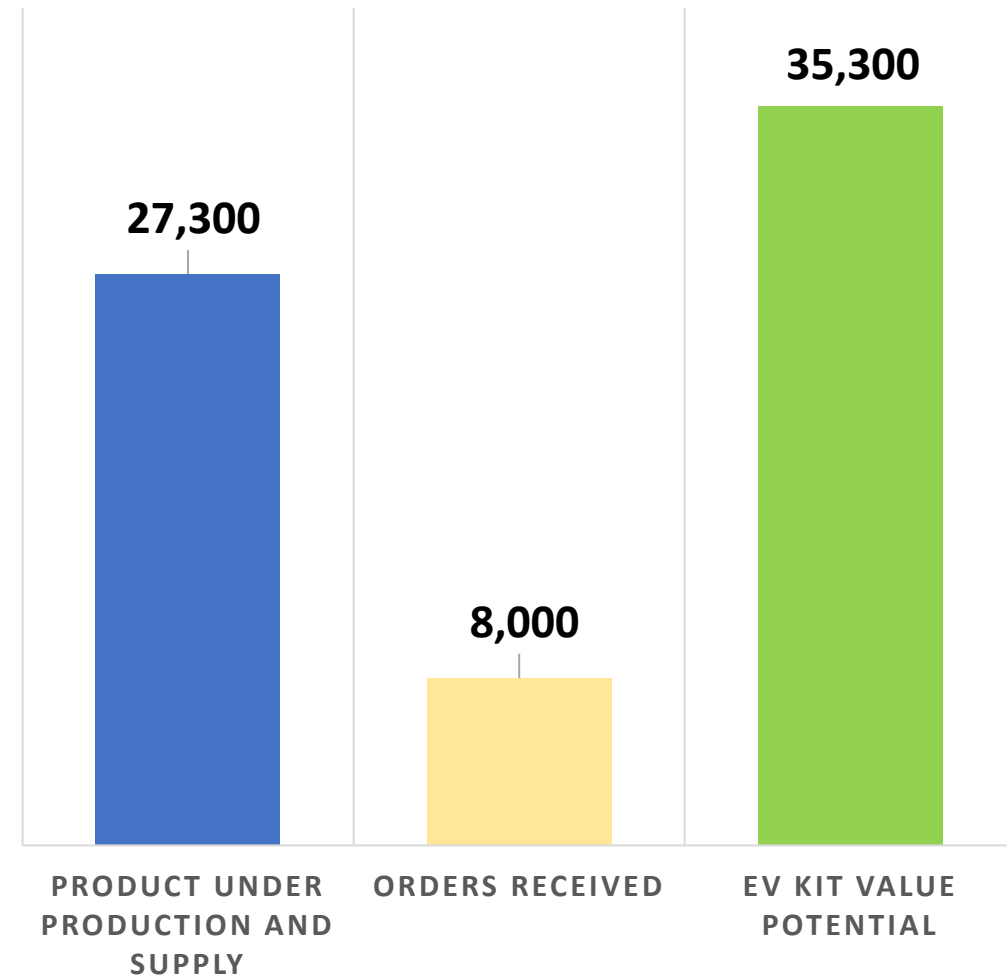
Motor Controllers
DC-DC Converter
Traction Motors

# EV Sales, Order and Potential Kit Value

Sales to 2W Electric Vehicles Rs Crores



Potential Kit Value (in INR)



Peak Annual Order Value from EV OEM in Rs Crores\*

Particulars	2W/3W	PV/CV	Total
EV Specific Components	1,655	263	1,918
Engine Agnostic Components	808	566	1,374
<b>Total</b>	<b>2,463</b>	<b>829</b>	<b>3,292</b>

\*Note: Order values are basis customer guided volumes

# Strategic Business Update

- **Minda Kosei Aluminum Pvt Ltd, KMA and KMM Merger with Uno Minda Ltd:**
  - Board approved the amalgamation scheme of all the 3 entities MKA, KMA & KMM with Uno Minda.
  - NOC from Stock exchanges on 18th October 2023.
  - NCLT hearing dated 12.01.2024 NCLT has reserved the Order for convening the meeting of Shareholder of UML and Unsecured Creditors of the Companies involved in Scheme. The direction and date of convening the said meetings are pending to be received.
- **MSBPL Demerger and HFRL Merger with Uno Minda Ltd: Completed in Q2 FY24**
- **Minda iConnect Pvt Ltd: Completed in Q3 FY24**
- **Merger of MTG with TG Minda : Completed in Q2 FY24**

# Capital Expansion Update

Sr	Product Line	Entity	Total Cost (In Crs)	Location	Capacity	Expected SOP	Update
1	4W Alloy Wheels	Uno Minda Ltd	542	Yet to be finalised	120k Wheel p.m.	Q2 FY26 Phase 1	Project announced To be spend over 5 years
2	4W Alloy Wheels	Minda Kosei Aluminum (MKA)	190	Bawal	60k Wheels p.m.	Q2 FY25	Land Acquisition Delays 30K Accomodated
3	2W Alloy Wheels	Uno Minda Ltd	190	Pune	2 MN Wheels p.a.	Q3 FY24	All lines Commissioned
4	4W Lighting	Uno Minda Ltd	400 (Phase I – 230 Cr)	Pune	New Lighting Facility	Q2 FY25	Land Acquisition completed. Construction started To be spend over 5 years
5	4W Switches	Uno Mindarika	110	Gurugram	New Switch Facility	Q1 FY25	Land Acquisition completed. Construction on track
6	EV Specific	Uno Minda Buehler Motor	110	Bawal	Traction Motor Production Facility	Q4 FY 24	Phase 1 Commenced To be spend over 5 years
7	EV Specific	UnoMinda EV Systems	390	Gurugram	New facility for EV specific products	Q2 FY24 Phase I	Phase 1 Commenced To be spend over 6 years
8	Airbags	TG Minda (JV)	175	Neemrana Rajasthan	1.2 Mn unit p.a.	Q3 FY25	Construction under progress
9	Seat Belts & Smart Systems	Tokai Rika Minda (JV)	200	Neemrana Rajasthan	New facility	Q2 FY26	Construction under progress

# Recent Recognitions

## Leader in Technology



**Uno Minda Recognized as CII Top 50 Innovative Company for second consecutive year**



**Great Place to Work Certified**  
*For the third consecutive year*

## Leader in Entrepreneurship



**2023 Hurun India**  
**Mr Nirmal Minda recognized as Selfmade Entrepreneur of the year**

## Leader in Social responsibility



**Dr. Suman Minda, Chairperson of Uno Minda's CSR Wing, awarded Golden Peacock Award for Social Leadership**



# ANNEXURES

AMET  
DOLOR  
ILLUM  
LOREM



# CONSOLIDATED PROFIT & LOSS STATEMENT

Particulars (Rs. Cr)	Q3 FY24	Q2 FY24	QoQ%	Q3 FY23	YoY%	9M FY24	9M FY23	YoY%
<b>Revenue from Operations</b>	<b>3,523</b>	<b>3,621</b>	<b>-3%</b>	<b>2,915</b>	<b>21%</b>	<b>10,237</b>	<b>8,348</b>	<b>23%</b>
Raw Material	2,291	2,377		1,843		6,654	5,365	
Employee Cost	454	449		371		1,327	1,077	
Other Expenses	398	394		363		1,145	983	
<b>EBITDA</b>	<b>380</b>	<b>402</b>	<b>-5%</b>	<b>338</b>	<b>12%</b>	<b>1,111</b>	<b>923</b>	<b>20%</b>
<b>EBITDA Margin</b>	<b>10.8%</b>	<b>11.1%</b>	<b>-31 bps</b>	<b>11.6%</b>	<b>-83 bps</b>	<b>10.9%</b>	<b>11.1%</b>	<b>-20 bps</b>
Other Income	8	9		4		25	30	
Depreciation	133	125		115		377	322	
<b>EBIT</b>	<b>255</b>	<b>285</b>	<b>-11%</b>	<b>227</b>	<b>12%</b>	<b>759</b>	<b>631</b>	<b>20%</b>
<b>EBIT Margin</b>	<b>7.2%</b>	<b>7.9%</b>	<b>-64 bps</b>	<b>7.8%</b>	<b>-56 bps</b>	<b>7.4%</b>	<b>7.6%</b>	<b>-14 bps</b>
Finance Cost	29	27		13		81	49	
<b>PBT before Share of Profit of associates/ JVs</b>	<b>226</b>	<b>258</b>	<b>-12%</b>	<b>215</b>	<b>5%</b>	<b>678</b>	<b>582</b>	<b>16%</b>
<b>PBT Margin</b>	<b>6.4%</b>	<b>7.1%</b>	<b>-70 bps</b>	<b>7.4%</b>	<b>-94 bps</b>	<b>6.6%</b>	<b>7.0%</b>	<b>-35 bps</b>
Tax	65	73		66		182	152	
<b>PAT before Share of Profit of associates/ JVs</b>	<b>161</b>	<b>185</b>	<b>-13%</b>	<b>149</b>	<b>8%</b>	<b>496</b>	<b>431</b>	<b>15%</b>
<b>PAT Margin %</b>	<b>4.6%</b>	<b>5.1%</b>	<b>-51 bps</b>	<b>5.1%</b>	<b>-53 bps</b>	<b>4.8%</b>	<b>5.2%</b>	<b>-32 bps</b>
Share of Profit of associates/ JVs	44	53		25		127	76	
<b>PAT after share of Profit of associates/ JVs</b>	<b>205</b>	<b>238</b>	<b>-14%</b>	<b>174</b>	<b>18%</b>	<b>623</b>	<b>506</b>	<b>23%</b>
<b>PAT attributable to:</b>								
- Owners of MIL	193	225	-14%	162	19%	591	471	26%
- Non Controlling Interests	12	13		12		32	35	
EPS (Diluted)	3.37	3.92		2.83		10.32	8.18	

# CONSOLIDATED ANNUAL KEY FINANCIAL NUMBERS & RATIOS

Particulars	Unit	FY23	FY22	FY21	FY20	FY19
Revenue	INR Cr	11,236	8,313	6,374	6,222	5,908
EBITDA	INR Cr	1,242	885	725	672	725
EBITDA Margin	%	11.1	10.6	11.4	10.8	12.3
PAT (UML Share)	INR Cr	654	356	207	155	286
Net UML profit margin	%	5.8	4.3	3.2	2.5	4.8
Net Worth	INR Cr	4,434	3,765	2,563	2,144	1,971
EPS	INR	11.4	6.3	3.7	2.8	5.5
Dividend Payout ratio	%	13.1	12	11.2	8.1	12.1
ROCE	%	19.2	15.8	13.1	13.1	21.8
Net Debt to Equity	x	0.24	0.15	0.31	0.40	0.49
Current Ratio	x	1.2	1.3	1.0	0.9	1.2
Debt Service Coverage Ratio	x	3.97	2.22	2.35	3.01	10.30
Fixed Assets Turnover Ratio	x	4.07	3.3	2.6	3.0	4.0



# ABOUT UNO MINDA

TRANSFORMING THE PRESENT,  
REIMAGINING THE FUTURE.



# ABOUT UNO MINDA

## UNO MINDA A Leading Auto Component Player, Since 1958

₹ <b>130B</b> (\$ 1.57 B)* Group Turnover (FY22-23)		<b>TOP 200</b> BSE/NSE listed companies	<b>73</b> Plants Globally
<b>19</b> JV / TLA Partners	<b>29,300</b> Employees	<b>26</b> Product Lines	<b>6</b> Acquisitions

## VISION

To be a **Sustainable Global** organization that **enhances** value for all its **Stakeholders**, attains **Technology Leadership** and cares for its people like a **Family**.

## VALUES



Customer is Supreme



Live Quality



Respect for Individual



Respect for  
Work-place Ethics



Encourage Creativity and Innovation to drive people, process & products



Uno Minda Limited is one of the leading manufacturers of auto components and systems with leadership across key product segments.



The company has a well diversified product portfolio with marquee clientele, both globally and domestically



Uno Minda over the years has diversified across product divisions (Acoustics, Switches, Castings, Lighting and others), segments (4Ws & 2Ws) and geographies (International & Domestic) and channels (replacement & OEM)



Product portfolio is well insulated from any foreseeable market disruptions, with an ICE-EV agnostic product portfolio and constantly increasing kit value, leading to higher wallet share with existing and potential clients



The company has been steadily growing its global presence through sustained capacity additions and channel expansions



Strong R&D focus and infrastructure helps in in-house product development and localization of products



Track record of robust financial performance and delivering strong shareholder returns, supported by reputed promoters with rich experience and backed by professional management team

# Domains & Product Groups



# GLOBAL PRESENCE



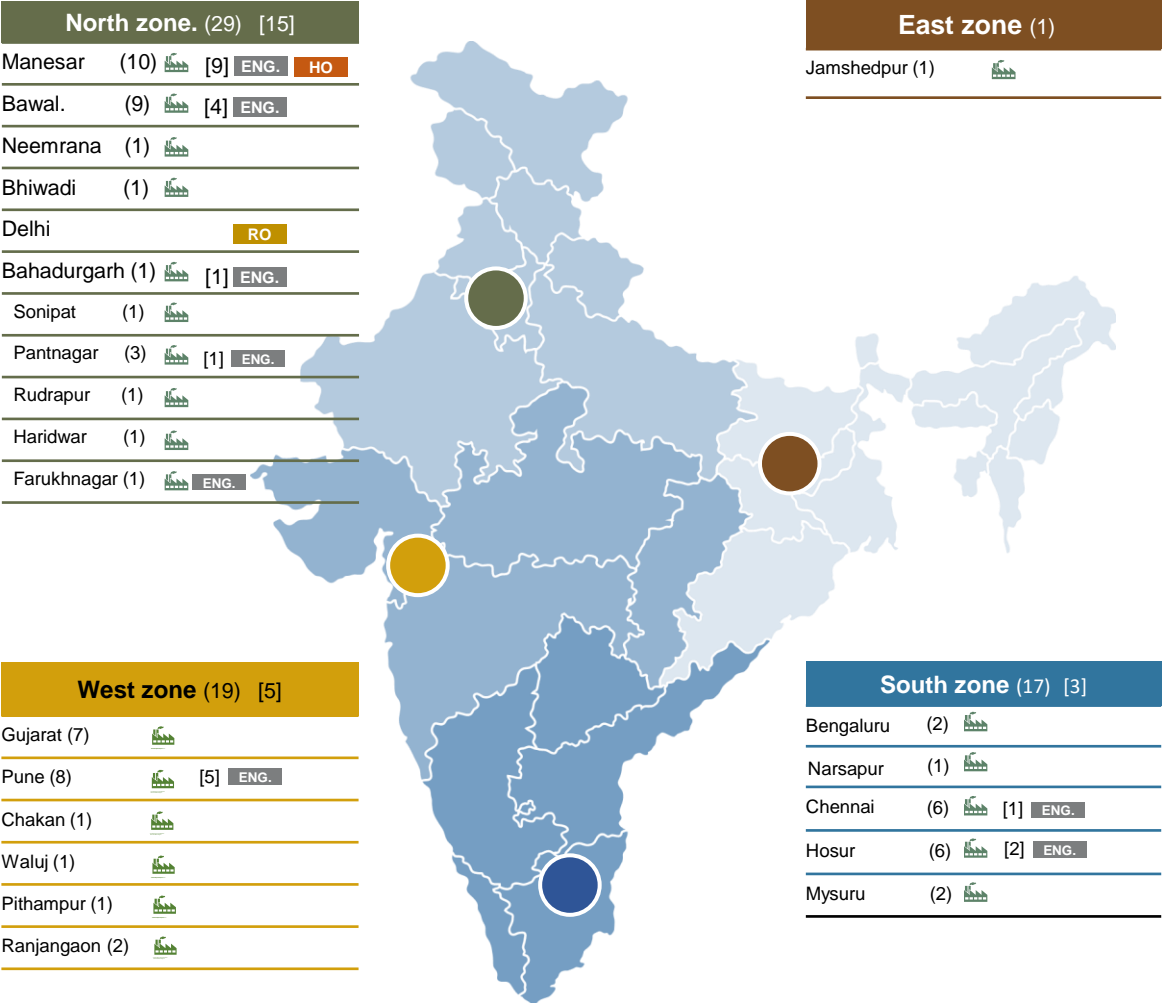
## Strategic Manufacturing Location

**67** Plants

**30** Engineering Centers

**HO** Head Office

**RO** Registered Office



## Growing International Presence

**6** Plants

**7** Sales Office

**3** Engineering Centers



North & South America (2)	Europe (2) [3]	Asia (w/o India) (2) [1]
Mexico (Queretaro) (1)	France (Epernon)	Indonesia (Karawang) (1)
Colombia (Manizales) (1)	Spain (La Carolina) (1)  [1]	Taiwan (Tainan). [1]
	Germany (Munich, Reutlingen) (1)  [2]	Thailand (Bangkok)
		Vietnam (Vin Phuc) (1)
		Japan (Nagoya)
		South Korea (Pyeongtaek)

# TOP MANAGEMENT TEAM



**Mr. Nirmal K Minda**  
Chairman & Managing Director



**Mr. Ravi Mehra**  
Deputy Managing Director  
& Head Group Corporate



**Mr. Rajeev Gandotra**  
CEO – Light & Acoustic  
Systems Domain



**Mr. Kundan K Jha**  
CEO, Light Metal &  
Powertrain Systems  
Domain



**Mr. Sunil Bohra**  
Group Chief Finance  
Officer & CEO- Safety &  
Comfort Systems Domain



**Mr. Naveesh Garg**  
CEO- Electronics and Control  
Systems Domain



**Mr. Amit Jain**  
Group Chief Technical  
Officer



**Mr. Rakesh Kher**  
CEO – Aftermarket  
Domain



**Mr. Ashok Taneja**  
Advisor

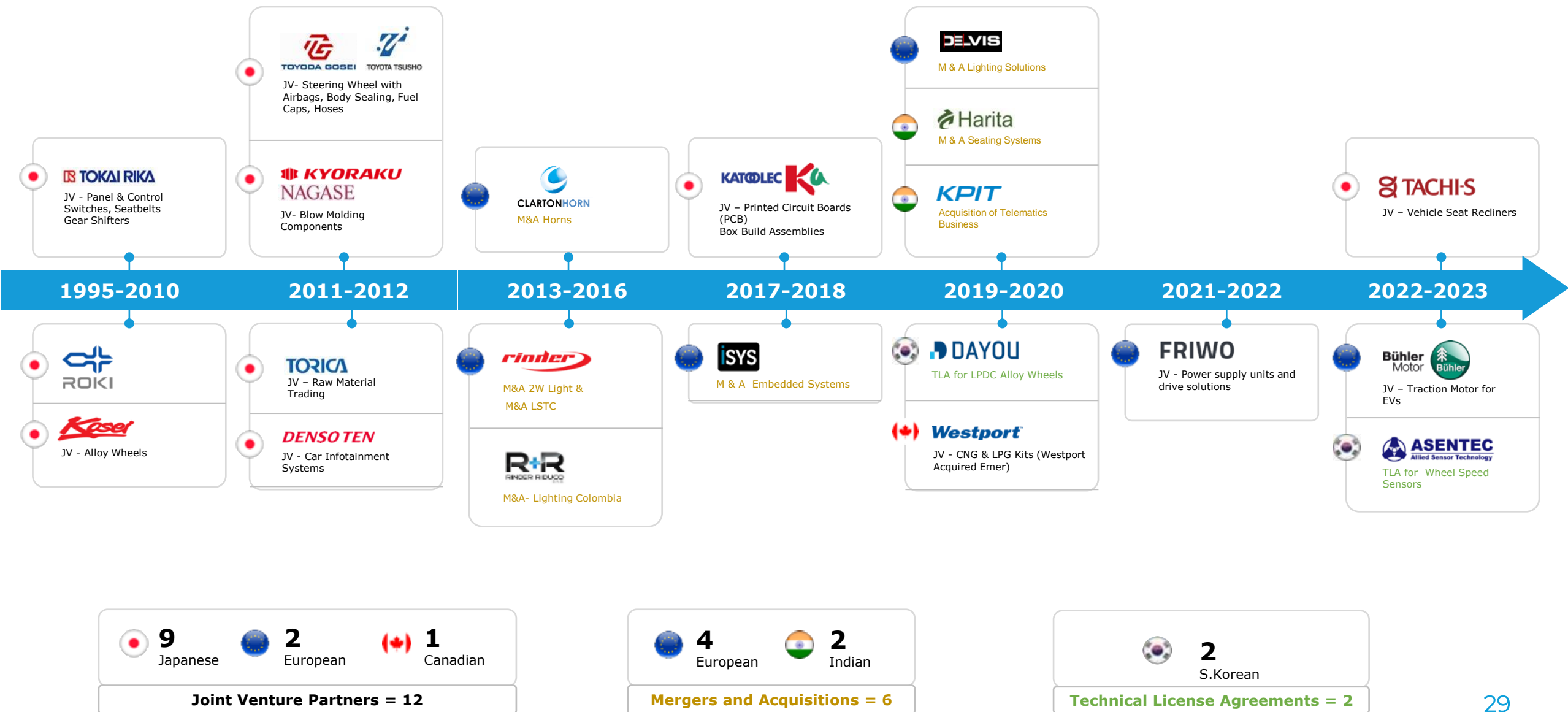


**Mr. Navin Paul**  
Advisor

# NURTURING PARTNERSHIPS AND AFFILIATIONS



Legacy of successful partnerships; 25 collaborations till date.



# GLOBAL R&D FOOTPRINTS



Uno Minda's first flagship center for research engineering and advance technologies.





**MISSION:** Attain Technology Leadership with Ingenious CREATors to **Innovate for the future of mobility** focusing on Value Creation, Quality, and Process.

**400+** Engineers

**5** Locations

**75+** R&D Projects

## Focus

-  **PERSONALIZED**  
Wireless Chargers | CAN-enabled switch | Heat-cool seat | Lighting
-  **AUTONOMOUS**  
Cameras | Ultrasonic Sensors | Radars Driver Monitoring System
-  **CONNECTED**  
Telematics Control Unit | IoT Platform Digital Key
-  **ELECTRIFIED**  
Chargers | Smart Charging Plugs Converters | Inverters

## Competencies

- Hardware
- Software
- Mechanical
- Materials
- Optics
- Virtual Simulations
- Functional Validation
- Functional Safety
- Software define vehicles
- Test and validation

## Two-tier Engineering Organization


### Product-focused business Engineering teams

2W Switch, Mindarika, 4W Lighting, Minda Westport, Acoustic, Minda Nabtesco, Buehler	<b>Manesar</b>
Minda Kosei, Minda Kyoraku, Toyoda Gosei Minda, Minda Onkyo	<b>Bawal</b>
2W Lighting	<b>Bahadurgarh</b>
Sensor, Controller, 2W Switch, 4W Lighting, ADAS, Mindarika, 2W Lighting	<b>Pune</b>
Uno Minda EV Systems	<b>Farukhnagar</b>
Seating, Minda Kyoraku	<b>Hosur</b>
Minda Storage Batteries	<b>Pantnagar</b>
2W Alloy Wheels	<b>Supa</b>
Densoten	<b>Gurgaon</b>
Mindarika	<b>Chennai</b>

### Central R&D centres with a focus on advanced & future technology

- **Pune**, India
- **Gurugram**, India
- **Chennai**, India
- **Hosur**, India
- **Regensburg**, , Germany - Uno Minda Systems GmbH
- **Munich**, Germany - Uno Minda Systems GmbH
- **Bilbao**, Spain - Light Systems & Technical Centre S.I.

## State of art validation & test facilities



**1022**  
Engineers



**30** R&D & Engg  
Centers Globally



**55** R&D  
Technology Projects



**104**  
Patent Granted

**394**  
Patent Filed

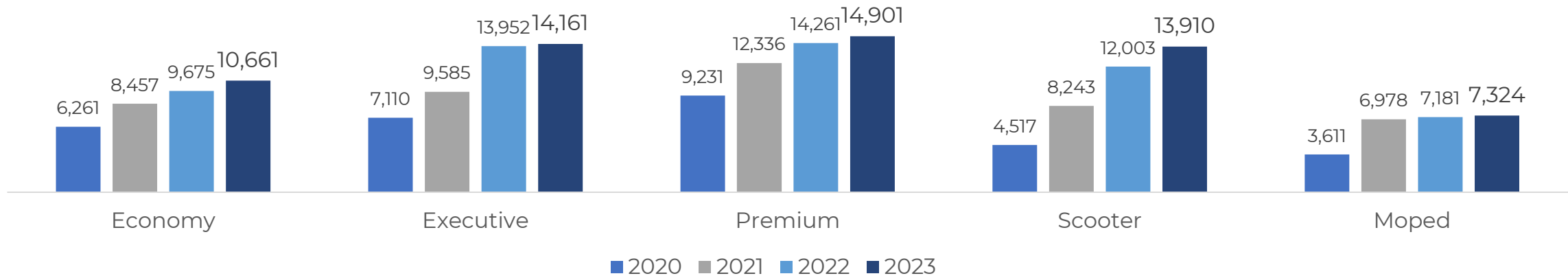
**381**  
Design Registrations

# Engine agnostic portfolio with potential upside from EV transition

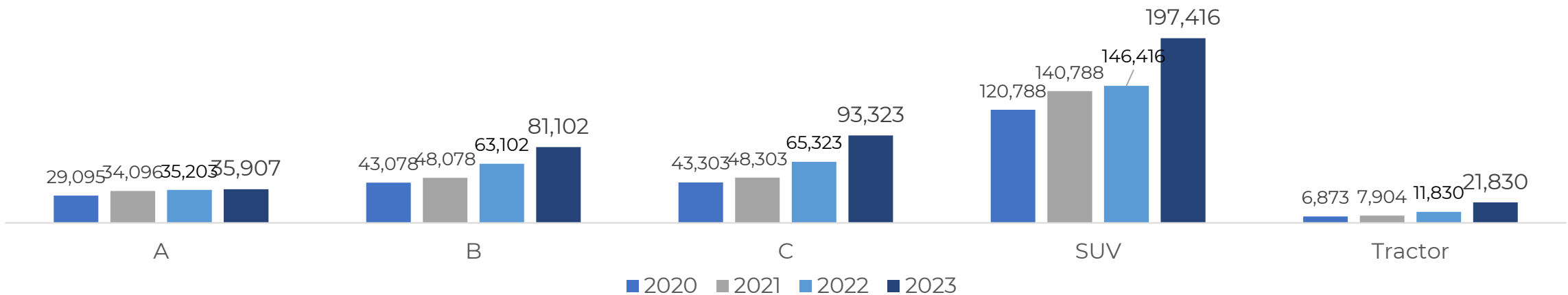
Domains	Product Lines	ICE	EV
Electronic & Control Systems	4W Switches & HVAC	✓	✓
	Charging Sockets	✓	✓
	Sensors	✓	✓
	Actuators	✓	✓
	Controllers	✓	✓
	Seat Belts	✓	✓
	Shifters	✓	✓
	Infotainment Systems	✓	✓
	Cameras	✓	✓
	Telematics & TCU	✓	✓
	RPAS & ADAS	✓	✓
Safety & Comfort Systems	Steering Wheel with Airbags	✓	✓
	Body Sealing	✓	✓
	EA Pad	✓	✓
	Air Ducts & Washer Bottle	✓	✓
	Spoiler	✓	✓
	Brake Hoses	✓	✓
	Fuel/Water Hoses	✓	✓
	Seats	✓	✓
Lighting & Acoustics	Alternate Fuel Systems	✓	X
	Horns	✓	✓
	Lamps	✓	✓
	Speakers	✓	✓
Light Metal & Power Train	Alloy Wheels	✓	✓
	Casting	✓	✓
	Air Filtration Systems	✓	X
	Canisters	✓	X
Battery	Batteries - Lead Acid	✓	✓

# POTENTIAL KIT VALUE – UNO MINDA

## Kit Value – 2 Wheelers



## Kit Value – 4 Wheelers



# ENVIRONMENTAL, SOCIAL & GOVERNANCE (ESG)



## Environmental

**More than 90% of plants ISO 14001 & ISO 45001 certified**  
(Environmental & OHS Management System)

Energy and Emissions

Water Management

Waste Management



## Social

**Vision to enable Employee and Community Well-Being with following organizational goals:**

Community Well Being (CSR)

Employee Well Being



## Corporate Governance

Policies governing our business

Ethics and compliances

Economic Value Creation



### Our Journey

2007



Seva Kendra, Bagla, Hisar Haryana, Skills Centre

2010



MDMMS, Bagla Haryana Sr. Sec. School

2012



Samarth - Jyoti Project

2016



SLMCH, Bagla Haryana Charitable Hospital

2019



TSNMS, Kadi Gujarat Sr. Sec. School

**Suman Nirmal Minda Foundation** operates in Education, Vocational Training, Healthcare, and Community Development. Projects include Community Schools, Remedial classes, IT skill programs, and vocational training for children, girls, boys, and women in need. There are 17 CSR Centres in 7 states, along with two Sr. Secondary Schools and a Hospital providing quality education and healthcare support to communities.

## Thematic Areas



**Skill Development**



**Education**



**Community Wellbeing**



**Preventive & Health Care**

# AWARDS & RECOGNITIONS



"Top 50 Innovative Company Award—2022" by the Confederation of Indian Industry (CII)



"Certificate of Recognition for Excellence in Corporate Governance" in the category of "Listed - Medium Corporates"



Suman Nirmal Minda Foundation (UNO MINDA GROUP) won the "9th Annual Greentech CSR India Awards 2022" for excellent accomplishments in the category of "Promotion of Education "on 24<sup>th</sup> August 2022



GOLD AWARD for the Project "Samarth-Jyoti" in the category of "Women Empowerment" from CSR Times by Km. Pratima Bhoumik, Hon, Minister of State for Social Justice and Empowerment, Government of India



Uno Minda is now a certified GREAT PLACE TO WORK for the time period November 2021-Nov 22



WINNER of "The AMROP-Economic Times Best Boards Award" in the Small Cap Category

## Certifications



# GROUP STRENGTHS



## Long Standing Relationships with OEMs

6 Decades of Preferred Supplier status with Major OEMs across all segments



## Located close to each customer

Located in all Automotive hubs in India, Growing Global Presence



## Strategic & Technology Driven Alliances

With Global Technology Leaders supporting various Product Lines



## Robust Systems and Governance mechanism

Strong System, Processes with experienced board to drive Governance and Ethical Practices



## Trustworthy and Capable Supplier Base

More than 1500 Suppliers spread across Geographies



## Strong R&D Capabilities

33 R&D and Engineering Centers Globally



## Extensive Aftermarket Distribution Network

1500 Business Partners, 35000 Retailers & 72000 Service Points



## Human Resources

Great place to work certified. Focus on promoting In-house Talent & Succession Management



# THANK YOU.

## Corporate Office

**Uno Minda Ltd**  
**(Formerly known as Minda Industries Ltd)**  
Village Nawada Fatehpur, P.O.  
Sikanderpur Badda,  
Manesar, Gurgaon – 122004, India.

## For further information, please contact

**Company**  
**Uno Minda Ltd.**  
  
**Mr. Ankur Modi**  
Head Corporate Finance and  
Communication  
[amodi@unominda.com](mailto:amodi@unominda.com)

