

HOLDING OF SPECIFIED SECURITIES ANNEXURE - 1

1. Name of Entity : HARITA LIMITED (Transferor Company 1)

2. CIN: U74110TN1995PLC030473

3. Share Holding Pattern as on 28/02/2019

4. Declaration :

	Particulars	Yes*	No*
1	Whether the Entity has issued any partly paid up shares?		No
2	Whether the Entity has issued any Convertible Securities or Warrants?		No
3	Whether the Entity has any shares against which depository reseipts are issued?		No
4	Whether the Entity has any shares in locked-in?		No
5	Whether any shares held by promoters are pledge or otherwise encumbered?		No

Notes:

- 1 The shareholding pattern presented pertains to pre scheme of amalgamation
- 2 Post Scheme of amalgamation, Transferor Company - 1 will be merged with Minda Industries Limited and will get dissolved without the process of winding up



A handwritten signature in black ink, appearing to be "L. M. S.", located to the right of the stamp.

Table I - Summary Statement holding of specified securities

Category (I)	Category of shareholder (II)	Nos. of share holders (III)	No. of fully paid up equity shares held (IV)	No. of Partly paid-up equity shares held (V)	No. of shares underlying Depository Receipts (VI)	Total Nos. shares held (VII = IV+V+VI)	Shareholding as a % of total no. of shares (Calculated as per SCRR, 1957) (VIII) As a % of (A+B+C2)	No of voting Rights held in each class of securities (IX)			No of shares underlying outstanding convertible Securities (including warrants) (X)	Total Shareholding as a % assuming full Conversion of convertible securities (as a % of diluted share capital)	Number of Locked in shares (XII)		Number of shares pledged or otherwise encumbered (XIII)		Number of equity shares held in dematerialized Form (XIV)	
								No of voting Rights					Total as a % of (A+B+C)	No.(a)	As a % of Total shares held (b)	No.(a)		As a % of Total shares held (b)
								Class X	Class Y	Total								
(A)	Promoter and Promoter Group	6	2690716	0	0	2690716	100.00	2690716	0	2690716	100.00	0	2690716	0	0.00	0	0.00	0
(B)	Public	3	3	0	0	3	0.00	3	0	3	0.00	0	3	0	0.00	0	0.00	0
(C)	Non Promoter - Non Public	0	0	0	0	0	-	0	0	0	0	0	0	0	0.00	0	0.00	0
(C1)	Shares underlying DRs	0	0	0	0	0	-	0	0	0	0	0	0	0	0.00	0	0.00	0
(C2)	Shares held by Employee Trusts	0	0	0	0	0	-	0	0	0	0	0	0	0	0.00	0	0.00	0
	Total	9	2690719	0.00	0.00	2690719	100.00	2690719	0	2690719	100.00	0	2690719	0	0.00	0	0.00	0

Handwritten signature




Table II - Statement showing Shareholding Pattern of the Promoter and Promoter Group

Category & Name of the Shareholder (I)	PAN (II)	Nos. of share holders (III)	No. of fully paid up equity shares held (IV)	No. of Partly paid-up equity shares held (V)	No. of shares underlying Depository Receipts (VI)	Total Nos. shares held (VII = IV+V+VI)	Shareholding % calculate as per SCRR, 1957 As a % of (A+B+C2) (VIII)	No of voting Rights held in each class of securities (IX)			No of shares underlying outstanding convertible Securities (including warrants) (X)	Total Shareholding as a % assuming full Conversion of convertible securities (as a % of diluted share capital) (XI) = (VII)+(X) as a %	Number of Locked in shares (XII)		Number of shares pledged or otherwise encumbered (XIII)		Number of equity shares held in dematerialized Form (XIV)	
								No of voting Rights					Total as a % of Total voting rights	No.(a)	As a % of Total shares held (b)	No.(a)		As a % of Total shares held (b)
								Class X	Class Y	Total								
1 Indian																		
(a) Individuals/HUFs		4	672680	0	0	672680	25.00	672680	0	672680	25.00	0	25.00	0	0.00	0	0.00	0
Mr Venu Srinivasan	AACPS3217K		101	0	0	101	0.00	101	0	101	0.00	0	0.00	0	0.00	0	0.00	0
Mrs Mallika Srinivasan	AALPS2708J		207373	0	0	207373	7.71	207373	0	207373	7.71	0	0.00	0	0.00	0	0.00	0
Dr Lakshmi Venu	ABFPL6832M		232603	0	0	232603	8.64	232603	0	232603	8.64	0	0.00	0	0.00	0	0.00	0
Mr Sudarshan Venu	BKVPS7035P		232603	0	0	232603	8.64	232603	0	232603	8.64	0	0.00	0	0.00	0	0.00	0
(b) Central Govt./State Govt.		0	0	0	0	0	0.00	0	0	0	0.00	0	0.00	0	0.00	0	0.00	0
(c) Financial Institutions/Banks		0	0	0	0	0	0.00	0	0	0	0.00	0	0.00	0	0.00	0	0.00	0
(d) Any Other																		
(d1) Body Corporate		2	2018036	0	0	2018036	75.00	2018036		2018036		0	75.00	0	0.00	0	0.00	0
Harita Venu P Ltd	AAACH0927J		725687	0	0	725687	26.97	725687		725687		0	26.97	0	0.00	0	0.00	0
Harita Cheema P Ltd	AAACH0921Q		1292349	0	0	1292349	48.03	1292349		1292349		0	48.03	0	0.00	0	0.00	0
Sub Total (A)(1)		6	2690716	0	0	2690716	100.00	2690716	0	2690716	25	0	100.00	0	0	0	0	0
2 Foreign																		
(a) Individuals(NRI)/Foreign Individuals)		0	0	0	0	0	0.00	0	0	0	0.00	0	0.00	0	0.00	0	0.00	0
(b) Government		0	0	0	0	0	0.00	0	0	0	0.00	0	0.00	0	0.00	0	0.00	0
(c) Institutions		0	0	0	0	0	0.00	0	0	0	0.00	0	0.00	0	0.00	0	0.00	0
(d) Foreign Portfolio Investor		0	0	0	0	0	0.00	0	0	0	0.00	0	0.00	0	0.00	0	0.00	0
(e) Any Other(specify)		0	0	0	0	0	0.00	0	0	0	0.00	0	0.00	0	0.00	0	0.00	0
Sub Total (A)(2)		0	0	0	0	0	0	0	0	0	0	0	0	0	0	0	0	0
Total Shareholding of Promoter and Promoter Group (A)=(A)(1)+(A)(2)		6	2690716	0	0	2690716	100.00	2690716	0	2690716	25	0	100.00	0	0	0	0	0

Handwritten signature




Table III - Statement showing Shareholding Pattern of the Public Shareholder

1	Category & Name of the shareholder (I)	PAN (II)	Nos. of share holders (III)	No. of fully paid up equity shares held (IV)	No. of Partly paid-up equity shares held (V)	No. of shares underlying Depository Receipts (VI)	Total Nos. shares held (VII = IV+V+VI)	Shareholding % calculate as per SCRR 1957 As a % of (A+B+C2) (VIII)	No of voting Rights held in each class of securities (IX)			No of shares underlying convertible Securities (including warrants) (X)	Total Shareholding as a % assuming full Conversion of convertible securities(as a % of diluted share capital) (XI) = (VII)+(X) as a %	Number of Locked in shares (XII)		Number of shares pledged or otherwise encumbered (XIII)		Number of equity shares held in dematerialized Form (XIV)	
									No of voting Rights		Total as a % of Total voting rights			No.(a)	As a % of Total shares held (b)	No.(a)	As a % of Total shares held (b)		
									Class X	Class Y									
	Institutions																		
(a)	Mutual Funds		0	0	0	0	0	0.00	0	0	0	0.00	0	0.00	0	0.00	0	0.00	0
(b)	Venture Capital Funds		0	0	0	0	0	0.00	0	0	0	0.00	0	0.00	0	0.00	0	0.00	0
(c)	Alternate Investments Funds		0	0	0	0	0	0.00	0	0	0	0.00	0	0.00	0	0.00	0	0.00	0
(d)	Foreign Venture Capital Investors		0	0	0	0	0	0.00	0	0	0	0.00	0	0.00	0	0.00	0	0.00	0
(e)	Foreign Portfolio Investors		0	0	0	0	0	0.00	0	0	0	0.00	0	0.00	0	0.00	0	0.00	0
(f)	Financial Institutions/Banks		0	0	0	0	0	0.00	0	0	0	0.00	0	0.00	0	0.00	0	0.00	0
(g)	Insurance Companies		0	0	0	0	0	0.00	0	0	0	0.00	0	0.00	0	0.00	0	0.00	0
(h)	Provident Funds / Pension Funds		0	0	0	0	0	0.00	0	0	0	0.00	0	0.00	0	0.00	0	0.00	0
(i)	Any other (specify)		0	0	0	0	0	0.00	0	0	0	0.00	0	0.00	0	0.00	0	0.00	0
(i(1))	Foreign Institutional Investors		0	0	0	0	0	0.00	0	0	0	0.00	0	0.00	0	0.00	0	0.00	0
	Sub Total (B)(1)		0	0	0	0	0	0.00	0	0	0	0	0	0	0	0	0	0.00	0
	2 Central Government/State Government(s)/ President of India																		
(a)	Central Govt./State Govt.		0	0	0	0	0	0.00	0	0	0	0.00	0	0.00	0	0.00	0	0.00	0
	Sub Total (B)(2)		0	0	0	0	0	0	0	0	0	0	0	0	0	0	0	0.00	0
	3 Non-Institutions																		
(a)	Individual		2	2	0	0	2	0.00	2	0	0	0.00	0	0.00	0	0.00	0	0.00	0
(ai)	Ind-Hold nominal shr capital upto Rs.2L		2	2	0	0	2	0.00	2	0	2	0.00	0	0.00	0	0.00	0	0.00	0
(aii)	Ind-Hold nominal shr capital in excess of Rs.2L		0	0	0	0	0	0.00	0	0	0	0.00	0	0.00	0	0.00	0	0.00	0
(b)	NBFCs Registered with RBI		0	0	0	0	0	0.00	0	0	0	0.00	0	0.00	0	0.00	0	0.00	0
(c)	Employees Trusts		0	0	0	0	0	0.00	0	0	0	0.00	0	0.00	0	0.00	0	0.00	0
(d)	Overseas Depositories (holding DRs) (balancing figure)		0	0	0	0	0	0.00	0	0	0	0.00	0	0.00	0	0.00	0	0.00	0
(e)	Any Other		1	1	0	0	1	0.00	1	0	1	0.00	0	0.00	0	0.00	0	0.00	0
e(1)	Bodies Corporate		1	1	0	0	1	0.00	1	0	1	0.00	0	0.00	0	0.00	0	0.00	0
e(2)	Clearing member		0	0	0	0	0	0.00	0	0	0	0.00	0	0.00	0	0.00	0	0.00	0
e(3)	Directors		0	0	0	0	0	0.00	0	0	0	0.00	0	0.00	0	0.00	0	0.00	0
e(4)	NRIs		0	0	0	0	0	0.00	0	0	0	0.00	0	0.00	0	0.00	0	0.00	0
e(5)	Trusts		0	0	0	0	0	0.00	0	0	0	0.00	0	0.00	0	0.00	0	0.00	0
e(6)	Corporate Body - Broker		0	0	0	0	0	0.00	0	0	0	0.00	0	0.00	0	0.00	0	0.00	0
	Sub Total (B)(3)		3	3	0	0	3	0.00	3	0	1	0.00	0	0	0	0	0	0.00	0
	Total Public Shareholding (B)=(B)(1)+(B)(2)+(B)(3)		3	3	0	0	3	0.00	3	0	1	0.00	0	0	0	0	0	0.00	0

Handwritten signature




Table IV - Statement showing Shareholding Pattern of the Non Promoter - Non Public shareholder

	Category & Name of the shareholder (I)	PAN (II)	Nos. of share holders (III)	No. of fully paid up equity shares held (IV)	No. of Partly paid-up equity shares held (V)	No. of shares underlying Depository Receipts (VI)	Total Nos. shares held (VII = IV+V+VI)	Shareholding % calculate as per SCRR 1957 As a % of (A+B+C2) (VIII)	No of voting Rights held in each class of securities (IX)			No of shares underlying outstanding convertible Securities including warrants (X)	Total Shareholding as a % assuming full Conversion of convertible securities(as a % of diluted share capital) (XI) = (VII)+(X) as a %	Number of Locked in shares (XII)		Number of shares pledged or otherwise encumbered (XIII)		Number of equity shares held in dematerialized Form (XIV)
									No of voting Rights		Total as a % of Total voting rights			No.(a)	As a % of Total shares held (b)	No.(a)	As a % of Total shares held (b)	
									Class X	Class Y								
1	Custodian/ DR Holder																	
(a)	GDRs/ADRs/AD5s		0	0	0	0	0.00	0	0		0		0	0.00	0	0.00	0	0.00
	Sub Total (C)(1)		0	0	0	0	0.00	0	0	0	0.00	0	0.00	0	0.00	0	0.00	0
2	Employee Benefit Trust (under SEBI (Share Based Employee Benefit) Regulations, 2014)		0	0	0	0	0.00	0	0		0		0	0.00	0	0.00	0	0.00
	Sub Total (C)(2)		0	0	0	0	0.00	0	0	0	0.00	0	0.00	0	0.00	0	0.00	0
	Total Non-Promoter-Non Public Shareholding (C) = (C)(1)+(C)(2)		0	0	0	0	0.00	0	0	0	0.00	0	0.00	0	0.00	0	0.00	0

Handwritten signature




Table II- Unclaim Details

Details of Shares which remain unclaimed may be given here along with details such as number of shareholders, outstanding shares held in demat/unclaimed suspense account, voting rights which are frozen etc.	
No. of shareholders	No of share held
-	-

Table III- Unclaim Details

Details of Shares which remain unclaimed may be given here along with details such as number of shareholders, outstanding shares held in demat/unclaimed suspense account, voting rights which are frozen etc.	
No. of shareholders	No of share held
-	-

Table III- Person in Concert

Details of the shareholders acting as persons in Concert including their Shareholding			
Name of shareholder	Name of PAC	No. of share	Holding %
-	-	-	-

For HARITA LIMITED


Director

HOLDING OF SPECIFIED SECURITIES ANNEXURE - 1

1. Name of Entity : HARITA VENU PRIVATE LIMITED (Transferor Company 2)

2. CIN: U65993TN1981PTC008722

3. Share Holding Pattern as on 28/02/2019

4. Declaration :

	Particulars	Yes*	No*
1	Whether the Entity has issued any partly paid up shares?		No
2	Whether the Entity has issued any Convertible Securities or Warrants?		No
3	Whether the Entity has any shares against which depository reseipts are issued?		No
4	Whether the Entity has any shares in locked-in?		No
5	Whether any shares held by promoters are pledge or otherwise encumbered?		No

Notes:

- 1 The shareholding pattern presented pertains to pre scheme of amalgamation
- 2 Post Scheme of amalgamation, Transferor Company - 2 will be merged with Minda Industries Limited and will get dissolved without the process of winding up




Table I - Summary Statement holding of specified securities

Category (I)	Category of shareholder (II)	Nos. of share holders (III)	No. of fully paid up equity shares held (IV)	No. of Partly paid-up equity shares held (V)	No. of shares underlying Depository Receipts (VI)	Total Nos. shares held (VII = IV+V+VI)	Shareholding as a % of total no. of shares (Calculated as per SCRR, 1957) (VIII) As a % of (A+B+C2)	No of voting Rights held in each class of securities (IX)			No of shares underlying outstanding convertible Securities (including warrants) (X)	Total Shareholding as a % assuming full Conversion of convertible securities (as a % of diluted share capital)	Number of Locked in shares (XII)		Number of shares pledged or otherwise encumbered (XIII)		Number of equity shares held in dematerialized Form (XIV)	
								No of voting Rights					Total as a % of (A+B+C)	No.(a)	As a % of Total shares held (b)	No.(a)		As a % of Total shares held (b)
								Class X	Class Y	Total								
(A)	Promoter and Promoter Group	3	30100	0	0	30100	100.00	30100	0	30100	100.00	0	0.00	0	0.00	0		
(B)	Public	0	0	0	0	0	-	0	0	0	0.00	0	0.00	0	0.00	0		
(C)	Non Promoter - Non Public	0	0	0	0	0	-	0	0	0	0.00	0	0.00	0	0.00	0		
(C1)	Shares underlying DRs	0	0	0	0	0	-	0	0	0	0.00	0	0.00	0	0.00	0		
(C2)	Shares held by Employee Trusts	0	0	0	0	0	-	0	0	0	0.00	0	0.00	0	0.00	0		
	Total	3	30100	0.00	0.00	30100	100.00	30100	0	30100	100.00	0	0.00	0	0.00	0		




Table II - Statement showing Shareholding Pattern of the Promoter and Promoter Group

	Category & Name of the Shareholder (I)	PAN (II)	Nos. of share holders (III)	No. of fully paid up equity shares held (IV)	No. of Partly paid-up equity shares held (V)	No. of shares underlying Depository Receipts (VI)	Total Nos. shares held (VII) = IV+V+VI	Shareholding % calculate as per SCRR 1957 As a % of (A+B+C2) (VIII)	No of voting Rights held in each class of securities (IX)			No of shares underlying outstanding convertible Securities (including warrants) (X)	Total Shareholding as a % assuming full Conversion of convertible securities(as a % of diluted share capital) (XI) = (VII)+(X) as a %	Number of Locked in shares (XII)		Number of shares pledged or otherwise encumbered (XIII)		Number of equity shares held in dematerialized Form (XIV)	
									No of voting Rights					Total as a % of Total voting rights	No.(a)	As a % of Total shares held (b)	No.(a)		As a % of Total shares held (b)
									Class X	Class Y	Total								
1	Indian		3	30100	0	0	30100	100.00	30100	0	30100	100.00	0	100.00	0	0.00	0	0.00	0
(a)	Individuals/HUFs																		
	Mrs Mallika Srinivasan	AALPS2708J		100	0	0	100	0.33	100	0	100	0.33	0	0.33	0	0.00	0	0.00	0
	Dr Lakshmi Venu	ABFPL6832M		15000	0	0	15000	49.83	15000	0	15000	49.83	0	49.83	0	0.00	0	0.00	0
	Mr Sudarshan Venu	BKVPS7035P		15000	0	0	15000	49.83	15000	0	15000	49.83	0	49.83	0	0.00	0	0.00	0
(b)	Central Govt./State Govt.		0	0	0	0	0	0.00	0	0	0	0.00	0	0.00	0	0.00	0	0.00	0
(c)	Financial Institutions/Banks		0	0	0	0	0	0.00	0	0	0	0.00	0	0.00	0	0.00	0	0.00	0
(d)	Any Other																		
(d1)	Body Corporate		0	0	0	0	0	0.00	0	0	0	0.00	0	0.00	0	0.00	0	0.00	0
				0	0	0	0	0.00	0	0	0	0.00	0	0.00	0	0.00	0	0.00	0
				0	0	0	0	0.00	0	0	0	0.00	0	0.00	0	0.00	0	0.00	0
	Sub Total (A)(1)		3	30100	0	0	30100	100.00	30100	0	30100	100	0	100.00	0	0	0	0	0
2	Foreign																		
(a)	Individuals(NRI/Foreign Individuals)		0	0	0	0	0	0.00	0	0	0	0.00	0	0.00	0	0.00	0	0.00	0
(b)	Government		0	0	0	0	0	0.00	0	0	0	0.00	0	0.00	0	0.00	0	0.00	0
(c)	Institutions		0	0	0	0	0	0.00	0	0	0	0.00	0	0.00	0	0.00	0	0.00	0
(d)	Foreign Portfolio Investor		0	0	0	0	0	0.00	0	0	0	0.00	0	0.00	0	0.00	0	0.00	0
(e)	Any Other(specify)		0	0	0	0	0	0.00	0	0	0	0.00	0	0.00	0	0.00	0	0.00	0
	Sub Total (A)(2)		0	0	0	0	0	0	0	0	0	0	0	0.00	0	0.00	0	0.00	0
	Total Shareholding of Promoter and Promoter Group (A)=(A)(1)+(A)(2)		3	30100	0	0	30100	100.00	30100	0	30100	100	0	100.00	0	0	0	0	0




Table III - Statement showing Shareholding Pattern of the Public Shareholder

	Category & Name of the shareholder (I)	PAN (II)	Nos. of share holders (III)	No. of fully paid up equity shares held (IV)	No. of Partly paid-up equity shares held (V)	No. of shares underlying Depository Receipts (VI)	Total Nos. shares held (VII = IV+V+VI)	Shareholding % calculate as per SCRR 1957 As a % of (A+B+C2) (VIII)	No of voting Rights held in each class of securities (IX)			No of shares underlying convertible Securities (including warrants) (X)	Total Shareholding as a % assuming full Conversion of convertible securities(as a % of diluted share capital) (XI) = (VII)+(X) as a %	Number of Locked in shares (XII)		Number of shares pledged or otherwise encumbered (XIII)		Number of equity shares held in dematerialized Form (XIV)
									No of voting Rights		Total as a % of Total voting rights			No.(a)	As a % of Total shares held (b)	No.(a)	As a % of Total shares held (b)	
									Class X	Class Y								
1	Institutions																	
(a)	Mutual Funds		0	0	0	0	0.00	0	0	0	0.00	0	0.00	0	0.00	0	0.00	0
(b)	Venture Capital Funds		0	0	0	0	0.00	0	0	0	0.00	0	0.00	0	0.00	0	0.00	0
(c)	Alternate Investments Funds		0	0	0	0	0.00	0	0	0	0.00	0	0.00	0	0.00	0	0.00	0
(d)	Foreign Venture Capital Investors		0	0	0	0	0.00	0	0	0	0.00	0	0.00	0	0.00	0	0.00	0
(e)	Foreign Portfolio Investors		0	0	0	0	0.00	0	0	0	0.00	0	0.00	0	0.00	0	0.00	0
(f)	Financial Institutions/Banks		0	0	0	0	0.00	0	0	0	0.00	0	0.00	0	0.00	0	0.00	0
(g)	Insurance Companies		0	0	0	0	0.00	0	0	0	0.00	0	0.00	0	0.00	0	0.00	0
(h)	Provident Funds / Pension Funds		0	0	0	0	0.00	0	0	0	0.00	0	0.00	0	0.00	0	0.00	0
(i)	Any other (specify)		0	0	0	0	0.00	0	0	0	0.00	0	0.00	0	0.00	0	0.00	0
i(1)	Foreign Institutional Investors		0	0	0	0	0.00	0	0	0	0.00	0	0.00	0	0.00	0	0.00	0
	Sub Total (B)(1)		0	0	0	0	0.00	0	0	0	0	0	0.00	0	0.00	0	0.00	0
2	Central Government/State Government(s)/ President of India																	
(a)	Central Govt./State Govt.		0	0	0	0	0.00	0	0	0	0.00	0	0.00	0	0.00	0	0.00	0
	Sub Total (B)(2)		0	0	0	0	0	0	0	0	0	0	0.00	0	0.00	0	0.00	0
3	Non-Institutions																	
(a)	Individual		0	0	0	0	0.00	0	0	0	0.00	0	0.00	0	0.00	0	0.00	0
(ai)	Ind-Hold nominal shr capital upto Rs.2L		0	0	0	0	0.00	0	0	0	0.00	0	0.00	0	0.00	0	0.00	0
(aii)	Ind-Hold nominal shr capital in excess of Rs.2L		0	0	0	0	0.00	0	0	0	0.00	0	0.00	0	0.00	0	0.00	0
(b)	NBFCs Registered with RBI		0	0	0	0	0.00	0	0	0	0.00	0	0.00	0	0.00	0	0.00	0
(c)	Employees Trusts		0	0	0	0	0.00	0	0	0	0.00	0	0.00	0	0.00	0	0.00	0
(d)	Overseas Depositories (holding DRs) (balancing figure)		0	0	0	0	0.00	0	0	0	0.00	0	0.00	0	0.00	0	0.00	0
(e)	Any Other		0	0	0	0	0.00	0	0	0	0.00	0	0.00	0	0.00	0	0.00	0
e(1)	Bodies Corporate		0	0	0	0	0.00	0	0	0	0.00	0	0.00	0	0.00	0	0.00	0
e(2)	Clearing member		0	0	0	0	0.00	0	0	0	0.00	0	0.00	0	0.00	0	0.00	0
e(3)	Directors		0	0	0	0	0.00	0	0	0	0.00	0	0.00	0	0.00	0	0.00	0
e(4)	NRIs		0	0	0	0	0.00	0	0	0	0.00	0	0.00	0	0.00	0	0.00	0
e(5)	Trusts		0	0	0	0	0.00	0	0	0	0.00	0	0.00	0	0.00	0	0.00	0
e(6)	Corporate Body - Broker		0	0	0	0	0.00	0	0	0	0.00	0	0.00	0	0.00	0	0.00	0
	Sub Total (B)(3)		0	0	0	0	0.00	0	0	0	0	0	0.00	0	0.00	0	0.00	0
	Total Public Shareholding (B)=(B)(1)+(B)(2)+(B)(3)		0	0	0	0	0.00	0	0	0	0	0	0.00	0	0.00	0	0.00	0




Table IV - Statement showing Shareholding Pattern of the Non Promoter - Non Public shareholder

Category & Name of the shareholder (I)	PAN (II)	Nos. of share holders (III)	No. of fully paid up equity shares held (IV)	No. of Partly paid-up equity shares held (V)	No. of shares underlying Depository Receipts (VI)	Total Nos. shares held (VII = IV+V+VI)	Shareholding % calculate as per SCRR 1957 As a % of (A+B+C2) (VIII)	No of voting Rights held in each class of securities (IX)			No of shares underlying convertible Securities (including warrants) (X)	Total Shareholding as a % assuming full Conversion of convertible securities(as a % of diluted share capital) (XI) = (VII)+(X) as a %	Number of Locked in shares (XII)		Number of shares pledged or otherwise encumbered (XIII)		Number of equity shares held in dematerialized Form (XIV)	
								No of voting Rights		Total as a % of Total voting rights			No.(a)	As a % of Total shares held (b)	No.(a)	As a % of Total shares held (b)		
								Class X	Class Y									
1 Custodian/ DR Holder																		
(a) GDRs/ADRs/ADSs		0	0	0	0	0	0.00	0	0		0	0	0.00	0	0.00	0	0.00	0
Sub Total (C)(1)		0	0	0	0	0	0.00	0	0	0	0.00	0	0.00	0	0.00	0	0.00	0
2 Employee Benefit Trust (under SEBI (Share Based Employee Benefit) Regulations, 2014)		0	0	0	0	0	0.00	0	0		0	0	0.00	0	0.00	0	0.00	0
Sub Total (C)(2)		0	0	0	0	0	0.00	0	0	0	0.00	0	0.00	0	0.00	0	0.00	0
Total Non-Promoter-Non Public Shareholding (C) = (C)(1)+(C)(2)		0	0	0	0	0	0.00	0	0	0	0.00	0	0.00	0	0.00	0	0.00	0



Table II- Unclaim Details

Details of Shares which remain unclaimed may be given here along with details such as number of shareholders, outstanding shares held in demat/unclaimed suspense account, voting rights which are frozen etc.	
No. of shareholders	No of share held
-	-


Table III- Unclaim Details

Details of Shares which remain unclaimed may be given here along with details such as number of shareholders, outstanding shares held in demat/unclaimed suspense account, voting rights which are frozen etc.	
No. of shareholders	No of share held
-	-

Table III- Person in Concert

Details of the shareholders acting as persons in Concert including their Shareholding			
Name of shareholder	Name of PAC	No. of share	Holding %
-	-	-	-

For HARITA VENU PRIVATE LIMITED


Director

HOLDING OF SPECIFIED SECURITIES ANNEXURE - 1

1. Name of Entity : HARITA CHEEMA PRIVATE LIMITED (Transferor Company 3)

2. CIN: U65993TN1981PTC009001

3. Share Holding Pattern as on 28/02/2019

4. Declaration :

	Particulars	Yes*	No*
1	Whether the Entity has issued any partly paid up shares?		No
2	Whether the Entity has issued any Convertible Securities or Warrants?		No
3	Whether the Entity has any shares against which depository reseipts are issued?		No
4	Whether the Entity has any shares in locked-in?		No
5	Whether any shares held by promoters are pledge or otherwise encumbered?		No

Notes:

- 1 The shareholding pattern presented pertains to pre scheme of amalgamation
- 2 Post Scheme of amalgamation, Transferor Company - 3 will be merged with Minda Industries Limited and will get dissolved without the process of winding up




Table I - Summary Statement holding of specified securities

Category (I)	Category of shareholder (II)	Nos. of shareholders (III)	No. of fully paid up equity shares held (IV)	No. of Partly paid-up equity shares held (V)	No. of shares underlying Depository Receipts (VI)	Total Nos. shares held (VII = IV+V+VI)	Shareholding as a % of total no. of shares (Calculated as per SCRR, 1957) (VIII) As a % of (A+B+C2)	No of voting Rights held in each class of securities (IX)				No of shares underlying outstanding convertible Securities (including warrants) (X)	Total Shareholding as a % assuming full Conversion of convertible securities(as a % of diluted share capital)	Number of Locked in shares (XII)		Number of shares pledged or otherwise encumbered (XIII)		Number of equity shares held in dematerialized Form (XIV)
								No of voting Rights			Total as a % of (A+B+C)			No. (a)	As a % of Total shares held (b)	No. (a)	As a % of Total shares held (b)	
								Class X	Class Y	Total								
(A)	Promoter and Promoter Group	3	30100	0	0	30100	100.00	30100	0	30100	100.00	0	30100	0	0.00	0	0.00	0
(B)	Public	0	0	0	0	0	-	0	0	0	0.00	0	0	0	0.00	0	0.00	0
(C)	Non Promoter - Non Public	0	0	0	0	0	-	0	0	0	0	0	0	0	0.00	0	0.00	0
(C1)	Shares underlying DRs	0	0	0	0	0	-	0	0	0	0	0	0	0	0.00	0	0.00	0
(C2)	Shares held by Employee Trusts	0	0	0	0	0	-	0	0	0	0	0	0	0	0.00	0	0.00	0
	Total	3	30100	0.00	0.00	30100	100.00	30100	0	30100	100.00	0	30100	0	0.00	0	0.00	0




Table II - Statement showing Shareholding Pattern of the Promoter and Promoter Group

	Category & Name of the Shareholder (i)	PAN (ii)	Nos. of share holders (iii)	No. of fully paid up equity shares held (iv)	No. of Partly paid-up equity shares held (v)	No. of shares underlying Depository Receipts (vi)	Total Nos. shares held (vii = iv+v+vi)	Shareholding % calculate as per SCRR 1957 As a % of (A+B+C2) (viii)	No of voting Rights held in each class of securities (ix)			No of shares underlying convertible Securities (including warrants) (x)	Total Shareholding as a % assuming full Conversion of convertible securities(as a % of diluted share capital) (xi) = (vii)+(x) as a %	Number of Locked in shares (xii)		Number of shares pledged or otherwise encumbered (xiii)		Number of equity shares held in dematerialized Form (xiv)	
									No of voting Rights		Total as a % of Total voting rights			No.(a)	As a % of Total shares held (b)	No.(a)	As a % of Total shares held (b)		
									Class X	Class Y									Total
1	Indian																		
(a)	Individuals/HUFs		3	30100	0	0	30100	100.00	30100	0	30100	100.00	0	100.00	0	0.00	0	0.00	0
	Mrs Mallika Srinivasan	AALPS2708J		100	0	0	100	0.33	100	0	100	0.33	0	0.33	0	0.00	0	0.00	0
	Dr Lakshmi Venu	ABFPL6832M		15000	0	0	15000	49.83	15000	0	15000	49.83	0	49.83	0	0.00	0	0.00	0
	Mr Sudarshan Venu	8KVPS7035P		15000	0	0	15000	49.83	15000	0	15000	49.83	0	49.83	0	0.00	0	0.00	0
(b)	Central Govt./State Govt.		0	0	0	0	0	0.00	0	0	0	0.00	0	0.00	0	0.00	0	0.00	0
(c)	Financial Institutions/Banks		0	0	0	0	0	0.00	0	0	0	0.00	0	0.00	0	0.00	0	0.00	0
(d)	Any Other																		
(d1)	Body Corporate		0	0	0	0	0	0.00	0	0	0	0.00	0	0.00	0	0.00	0	0.00	0
	Sub Total (A)(1)		3	30100	0	0	30100	100.00	30100	0	30100	100	0	100.00	0	0	0	0	0
2	Foreign																		
(a)	Individuals(NR/Foreign Individuals)		0	0	0	0	0	0.00	0	0	0	0.00	0	0.00	0	0.00	0	0.00	0
(b)	Government		0	0	0	0	0	0.00	0	0	0	0.00	0	0.00	0	0.00	0	0.00	0
(c)	Institutions		0	0	0	0	0	0.00	0	0	0	0.00	0	0.00	0	0.00	0	0.00	0
(d)	Foreign Portfolio Investor		0	0	0	0	0	0.00	0	0	0	0.00	0	0.00	0	0.00	0	0.00	0
(e)	Any Other (specify)		0	0	0	0	0	0.00	0	0	0	0.00	0	0.00	0	0.00	0	0.00	0
	Sub Total (A)(2)		0	0	0	0	0	0	0	0	0	0	0	0	0	0	0	0	0
	Total Shareholding of Promoter and Promoter Group (A)={A}(1)+{A}(2)		3	30100	0	0	30100	100.00	30100	0	30100	100	0	100.00	0	0	0	0	0




Table III - Statement showing Shareholding Pattern of the Public Shareholder

	Category & Name of the shareholder (I)	PAN (II)	Nos. of share holders (III)	No. of fully paid up equity shares held (IV)	No. of Partly paid-up equity shares held (V)	No. of shares underlying Depository Receipts (VI)	Total Nos. shares held (VII = IV+V+VI)	Shareholding % calculate as per SCRR 1957 As a % of (A+B+C2) (VIII)	No of voting Rights held in each class of securities (X)			No of shares underlying outstanding convertible Securities (including warrants) (X)	Total Shareholding as a % assuming full Conversion of convertible securities(as a % of diluted share capital) (XI) = (VII)+(X) as a %	Number of Locked in shares (XII)		Number of shares pledged or otherwise encumbered (XIII)		Number of equity shares held in dematerialized Form (XIV)	
									No of voting Rights		Total as a % of Total voting rights			No.(a)	As a % of Total shares held (b)	No.(a)	As a % of Total shares held (b)		
									Class X	Class Y									
1	Institutions																		
(a)	Mutual Funds		0	0	0	0	0	0.00	0	0	0	0.00	0	0.00	0	0.00	0	0.00	0
(b)	Venture Capital Funds		0	0	0	0	0	0.00	0	0	0	0.00	0	0.00	0	0.00	0	0.00	0
(c)	Alternate Investments Funds		0	0	0	0	0	0.00	0	0	0	0.00	0	0.00	0	0.00	0	0.00	0
(d)	Foreign Venture Capital Investors		0	0	0	0	0	0.00	0	0	0	0.00	0	0.00	0	0.00	0	0.00	0
(e)	Foreign Portfolio Investors		0	0	0	0	0	0.00	0	0	0	0.00	0	0.00	0	0.00	0	0.00	0
(f)	Financial Institutions/Banks		0	0	0	0	0	0.00	0	0	0	0.00	0	0.00	0	0.00	0	0.00	0
(g)	Insurance Companies		0	0	0	0	0	0.00	0	0	0	0.00	0	0.00	0	0.00	0	0.00	0
(h)	Provident Funds / Pension Funds		0	0	0	0	0	0.00	0	0	0	0.00	0	0.00	0	0.00	0	0.00	0
(i)	Any other (specify)		0	0	0	0	0	0.00	0	0	0	0.00	0	0.00	0	0.00	0	0.00	0
i(1)	Foreign Institutional Investors		0	0	0	0	0	0.00	0	0	0	0.00	0	0.00	0	0.00	0	0.00	0
	Sub Total (B)(1)		0	0	0	0	0	0.00	0	0	0	0.00	0	0.00	0	0.00	0	0.00	0
2	Central Government/State Government(s)/ President of India																		
(a)	Central Govt./State Govt.		0	0	0	0	0	0.00	0	0	0	0.00	0	0.00	0	0.00	0	0.00	0
	Sub Total (B)(2)		0	0	0	0	0	0.00	0	0	0	0.00	0	0.00	0	0.00	0	0.00	0
3	Non-Institutions																		
(a)	Individual		0	0	0	0	0	0.00	0	0	0	0.00	0	0.00	0	0.00	0	0.00	0
(ai)	Ind-Hold nominal shr capital upto Rs.2L		0	0	0	0	0	0.00	0	0	0	0.00	0	0.00	0	0.00	0	0.00	0
(a(ii))	Ind-Hold nominal shr capital in excess of Rs.2L		0	0	0	0	0	0.00	0	0	0	0.00	0	0.00	0	0.00	0	0.00	0
(b)	NBFCs Registered with RBI		0	0	0	0	0	0.00	0	0	0	0.00	0	0.00	0	0.00	0	0.00	0
(c)	Employees Trusts		0	0	0	0	0	0.00	0	0	0	0.00	0	0.00	0	0.00	0	0.00	0
(d)	Overseas Depositories (holding DRs) (balancing figure)		0	0	0	0	0	0.00	0	0	0	0.00	0	0.00	0	0.00	0	0.00	0
(e)	Any Other		0	0	0	0	0	0.00	0	0	0	0.00	0	0.00	0	0.00	0	0.00	0
e(1)	Bodies Corporate		0	0	0	0	0	0.00	0	0	0	0.00	0	0.00	0	0.00	0	0.00	0
e(2)	Clearing member		0	0	0	0	0	0.00	0	0	0	0.00	0	0.00	0	0.00	0	0.00	0
e(3)	Directors		0	0	0	0	0	0.00	0	0	0	0.00	0	0.00	0	0.00	0	0.00	0
e(4)	NRIs		0	0	0	0	0	0.00	0	0	0	0.00	0	0.00	0	0.00	0	0.00	0
e(5)	Trusts		0	0	0	0	0	0.00	0	0	0	0.00	0	0.00	0	0.00	0	0.00	0
e(6)	Corporate Body - Broker		0	0	0	0	0	0.00	0	0	0	0.00	0	0.00	0	0.00	0	0.00	0
	Sub Total (B)(3)		0	0	0	0	0	0.00	0	0	0	0.00	0	0.00	0	0.00	0	0.00	0
	Total Public Shareholding (B)=(B)(1)+(B)(2)+(B)(3)		0	0	0	0	0	0.00	0	0	0	0.00	0	0.00	0	0.00	0	0.00	0




Table IV - Statement showing Shareholding Pattern of the Non Promoter - Non Public shareholder

	Category & Name of the shareholder (I)	PAN (ii)	Nos. of share holders (III)	No. of fully paid up equity shares held (IV)	No. of Partly paid-up equity shares held (V)	No. of shares underlying Depository Receipts (VI)	Total Nos. shares held (VII = IV+V+VI)	Shareholding % calculate as per SCRR 1957 As a % of (A+B+C2) (VIII)	No of voting Rights held in each class of securities (IX)			No of shares underlying outstanding convertible Securities (including warrants) (X)	Total Shareholding as a % assuming full Conversion of convertible securities (as a % of diluted share capital) (XI) = (VII)+(X) as a %	Number of Locked in shares (XII)		Number of shares pledged or otherwise encumbered (XIII)		Number of equity shares held in dematerialized Form (XIV)	
									No of voting Rights		Total as a % of Total voting rights			No.(a)	As a % of Total shares held (b)	No.(a)	As a % of Total shares held (b)		
									Class X	Class Y									
1	Custodian/ DR Holder																		
(a)	GDRs/ADRs/ADSs		0	0	0	0	0	0.00	0	0		0		0	0.00	0	0.00	0	0.00
	Sub Total (C)(1)		0	0	0	0	0	0.00	0	0	0.00	0	C.00	0	0.00	0	0.00	0	0.00
2	Employee Benefit Trust (under SEBI (Share Based Employee Benefit) Regulations, 2014)		0	0	0	0	0	0.00	0	0		0		0	0.00	0	0.00	0	0.00
	Sub Total (C)(2)		0	0	0	0	0	0.00	0	0	0.00	0	C.00	0	0.00	0	0.00	0	0.00
	Total Non-Promoter-Non Public Shareholding (C) = (C)(1)+(C)(2)		0	0	0	0	0	0.00	0	0	0.00	0	C.00	0	0.00	0	0.00	0	0.00




Table II- Unclaim Details

Details of Shares which remain unclaimed may be given here along with details such as number of shareholders, outstanding shares held in demat/unclaimed suspense account, voting rights which are frozen etc.	
No. of shareholders	No of share held
-	-

Table III- Unclaim Details

Details of Shares which remain unclaimed may be given here along with details such as number of shareholders, outstanding shares held in demat/unclaimed suspense account, voting rights which are frozen etc.	
No. of shareholders	No of share held
-	-

Table III- Person in Concert

Details of the shareholders acting as persons in Concert including their Shareholding			
Name of shareholder	Name of PAC	No. of share	Holding %
-	-	-	-

For HARITA CHEEMA PVT LTD.

Harita Cheema
Director

HOLDING OF SPECIFIED SECURITIES ANNEXURE - 1

1. Name of Entity : HARITA FINANCIAL SERVICES LIMITED (Transferor Company 4)

2. CIN: U67190TN1996PLC035318

3. Share Holding Pattern as on 28/02/2019

4. Declaration :

	Particulars	Yes*	No*
1	Whether the Entity has issued any partly paid up shares?		No
2	Whether the Entity has issued any Convertible Securities or Warrants?		No
3	Whether the Entity has any shares against which depository reseipts are issued?		No
4	Whether the Entity has any shares in locked-in?		No
5	Whether any shares held by promoters are pledge or otherwise encumbered?		No

Notes:

- 1 The shareholding pattern presented pertains to pre scheme of amalgamation
- 2 Post Scheme of amalgamation, Transferor Company - 4 will be merged with Minda Industries Limited and will get dissolved without the process of winding up



Table I - Summary Statement holding of specified securities

Category (I)	Category of shareholder (II)	Nos. of shareholders (III)	No. of fully paid up equity shares held (IV)	No. of Partly paid-up equity shares held (V)	No. of shares underlying Depository Receipts (VI)	Total Nos. shares held (VII = IV+V+VI)	Shareholding as a % of total no. of shares (Calculated as per SCRR, 1957) (VIII) As a % of (A+B+C2)	No of voting Rights held in each class of securities (IX)				No of shares underlying outstanding convertible Securities (including warrants) (X)	Total Shareholding as a % assuming full Conversion of convertible securities (as a % of diluted share capital)	Number of Locked in shares (XII)		Number of shares pledged or otherwise encumbered (XIII)		Number of equity shares held in dematerialized Form (XIV)
								No of voting Rights			Total as a % of (A+B+C)			No. (a)	As a % of Total shares held (b)	No. (a)	As a % of Total shares held (b)	
								Class X	Class Y	Total								
(A)	Promoter and Promoter Group	1	1500014	0	0	1500014	100.00	1500014	0	1500014	100.00	0	1500014	0	0.00	0	0.00	0
(B)	Public	6	6	0	0	6	0.00	6	0	6	0.00	0	6	0	0.00	0	0.00	0
(C)	Non Promoter - Non Public	0	0	0	0	0	-	0	0	0	0	0	0	0	0.00	0	0.00	0
(C1)	Shares underlying DRs	0	0	0	0	0	-	0	0	0	0	0	0	0	0.00	0	0.00	0
(C2)	Shares held by Employee Trusts	0	0	0	0	0	-	0	0	0	0	0	0	0	0.00	0	0.00	0
	Total	7	1500020	0.00	0.00	1500020	100.00	1500020	0	1500020	100.00	0	1500020	0	0.00	0	0.00	0

Amulka




Table II - Statement showing Shareholding Pattern of the Promoter and Promoter Group

	Category & Name of the Shareholder (I)	PAN (II)	Nos. of share holders (III)	No. of fully paid up equity shares held (IV)	No. of Partly paid-up equity shares held (V)	No. of shares underlying Depository Receipts (VI)	Total Nos. shares held (VII = IV+V+VI)	Shareholding % calculate as per SCRR 1957 As a % of (A+B+C2) (VIII)	No of voting Rights held in each class of securities (IX)				No of shares underlying convertible Securities (including warrants) (X)	Total Shareholding as a % assuming full Conversion of convertible securities(as a % of diluted share capital) (XI) = (VII)+(X) as a %	Number of Locked in shares (XII)		Number of shares pledged or otherwise encumbered (XIII)		Number of equity shares held in dematerialized Form (XIV)
									No of voting Rights			Total as a % of Total voting rights			No.(a)	As a % of Total shares held (b)	No.(a)	As a % of Total shares held (b)	
									Class X	Class Y	Total								
1	Indian																		
(a)	Individuals/HUFs		0	0	0	0	0	0.00	0	0	0	0.00	0	0.00	0	0.00	0	0.00	0
(b)	Central Govt./State Govt.		0	0	0	0	0	0.00	0	0	0	0.00	0	0.00	0	0.00	0	0.00	0
(c)	Financial Institutions/Banks		0	0	0	0	0	0.00	0	0	0	0.00	0	0.00	0	0.00	0	0.00	0
(d)	Any Other																		
(d1)	Body Corporate		1	0	0	0	0	0.00	0	0	0	0.00	0	0.00	0	0.00	0	0.00	0
	Harita Limited	AAACH0886J		1500014	0	0	1500014	100.00	1500014		1500014	0.00	0	100.00	0	0.00	0	0.00	0
				0	0	0	0	0.00	0	0	0	0.00	0	0.00	0	0.00	0	0.00	0
	Sub Total (A)(1)		1	0	0	0	0	0.00	0	0	0	0.00	0	0.00	0	0.00	0	0.00	0
2	Foreign																		
(a)	Individuals(NRI/Foreign Individuals)		0	0	0	0	0	0.00	0	0	0	0.00	0	0.00	0	0.00	0	0.00	0
(b)	Government		0	0	0	0	0	0.00	0	0	0	0.00	0	0.00	0	0.00	0	0.00	0
(c)	Institutions		0	0	0	0	0	0.00	0	0	0	0.00	0	0.00	0	0.00	0	0.00	0
(d)	Foreign Portfolio Investor		0	0	0	0	0	0.00	0	0	0	0.00	0	0.00	0	0.00	0	0.00	0
(e)	Any Other(specify)		0	0	0	0	0	0.00	0	0	0	0.00	0	0.00	0	0.00	0	0.00	0
	Sub Total (A)(2)		0	0	0	0	0	0	0	0	0	0.00	0	0.00	0	0.00	0	0.00	0
	Total Shareholding of Promoter and Promoter Group (A)=(A)(1)+(A)(2)		1	0	0	0	0	0.00	0	0	0	0.00	0	0.00	0	0.00	0	0.00	0

Amith




Table III - Statement showing Shareholding Pattern of the Public Shareholder

Category & Name of the shareholder (I)	PAN (II)	Nos. of share holders (III)	No. of fully paid up equity shares held (IV)	No. of Partly paid-up equity shares held (V)	No. of shares underlying Depository Receipts (VI)	Total Nos. shares held (VII = IV+V+VI)	Shareholding % calculate as per SCRR 1957 As a % of (A+B+C2) (VIII)	No of voting Rights held in each class of securities (IX)			No of shares underlying convertible Securities (including warrants) (X)	Total Shareholding as a % assuming full Conversion of convertible securities(as a % of diluted share capital) (XI) =(VII)+(X) as a %	Number of Locked in shares (XII)		Number of shares pledged or otherwise encumbered (XIII)		Number of equity shares held in dematerialized Form (XIV)	
								No of voting Rights					Total as a % of Total voting rights	No.(a)	As a % of Total shares held (b)	No.(a)		As a % of Total shares held (b)
								Class X	Class Y	Total								
1 Institutions																		
(a) Mutual Funds		0	0	0	0	0	0.00	0	0	0	0.00	0	0.00	0	0.00	0	0.00	0
(b) Venture Capital Funds		0	0	0	0	0	0.00	0	0	0	0.00	0	0.00	0	0.00	0	0.00	0
(c) Alternate Investments Funds		0	0	0	0	0	0.00	0	0	0	0.00	0	0.00	0	0.00	0	0.00	0
(d) Foreign Venture Capital Investors		0	0	0	0	0	0.00	0	0	0	0.00	0	0.00	0	0.00	0	0.00	0
(e) Foreign Portfolio Investors		0	0	0	0	0	0.00	0	0	0	0.00	0	0.00	0	0.00	0	0.00	0
(f) Financial Institutions/Banks		0	0	0	0	0	0.00	0	0	0	0.00	0	0.00	0	0.00	0	0.00	0
(g) Insurance Companies		0	0	0	0	0	0.00	0	0	0	0.00	0	0.00	0	0.00	0	0.00	0
(h) Provident Funds / Pension Funds		0	0	0	0	0	0.00	0	0	0	0.00	0	0.00	0	0.00	0	0.00	0
(i) Any other (specify)		0	0	0	0	0	0.00	0	0	0	0.00	0	0.00	0	0.00	0	0.00	0
(i1) Foreign Institutional Investors		0	0	0	0	0	0.00	0	0	0	0.00	0	0.00	0	0.00	0	0.00	0
Sub Total (B)(1)		0	0	0	0	0	0.00	0	0	0	0	0	0.00	0	0.00	0	0.00	0
2 Central Government/State Government(s)/ President of India																		
(a) Central Govt./State Govt.		0	0	0	0	0	0.00	0	0	0	0.00	0	0.00	0	0.00	0	0.00	0
Sub Total (B)(2)		0	0	0	0	0	0	0	0	0	0	0	0	0	0	0	0	0
3 Non-Institutions																		
(a) Individual		4	0	0	0	0	0.00	0	0	0	0.00	0	0.00	0	0.00	0	0.00	0
(ai) Ind-Hold nominal shr capital upto Rs.2L		4	4	0	0	4	0.00	4	0	4	0.00	0	0.00	0	0.00	0	0.00	0
(aii) Ind-Hold nominal shr capital in excess of Rs.2L		0	0	0	0	0	0.00	0	0	0	0.00	0	0.00	0	0.00	0	0.00	0
(b) NBFCs Registered with RBI		0	0	0	0	0	0.00	0	0	0	0.00	0	0.00	0	0.00	0	0.00	0
(c) Employees Trusts		0	0	0	0	0	0.00	0	0	0	0.00	0	0.00	0	0.00	0	0.00	0
(d) Overseas Depositories (holding DRs) (balancing figure)		0	0	0	0	0	0.00	0	0	0	0.00	0	0.00	0	0.00	0	0.00	0
(e) Any Other		2	0	0	0	0	0.00	0	0	0	0.00	0	0.00	0	0.00	0	0.00	0
e(1) Bodies Corporate		0	0	0	0	0	0.00	0	0	0	0.00	0	0.00	0	0.00	0	0.00	0
e(2) Clearing member		0	0	0	0	0	0.00	0	0	0	0.00	0	0.00	0	0.00	0	0.00	0
e(3) Directors		2	2	0	0	2	0.00	2	0	2	0.00	0	0.00	0	0.00	0	0.00	0
e(4) NRIs		0	0	0	0	0	0.00	0	0	0	0.00	0	0.00	0	0.00	0	0.00	0
e(5) Trusts		0	0	0	0	0	0.00	0	0	0	0.00	0	0.00	0	0.00	0	0.00	0
e(6) Corporate Body - Broker		0	0	0	0	0	0.00	0	0	0	0.00	0	0.00	0	0.00	0	0.00	0
Sub Total (B)(3)		6	0	0	0	0	0.00	0	0	0	0	0	0.00	0	0.00	0	0.00	0
Total Public Shareholding (B)=(B)(1)+(B)(2)+(B)(3)		6	0	0	0	0	0.00	0	0	0	0	0	0.00	0	0.00	0	0.00	0

Handwritten signature



Table IV - Statement showing Shareholding Pattern of the Non Promoter - Non Public shareholder

Category & Name of the shareholder (I)	PAN (II)	Nos. of share holders (III)	No. of fully paid up equity shares held (IV)	No. of Partly paid-up equity shares held (V)	No. of shares underlying Depository Receipts (VI)	Total Nos. shares held (VII = IV+V+VI)	Shareholding % calculate as per SCRR 1957 As a % of (A+B+C2) (VIII)	No of voting Rights held in each class of securities (IX)			No of shares underlying convertible Securities (including warrants) (X)	Total Shareholding as a % assuming full conversion of convertible securities(as a % of diluted share capital) (XI) = (VII)+(X) as a %	Number of Locked in shares (XII)		Number of shares pledged or otherwise encumbered (XIII)		Number of equity shares held in dematerialized Form (XIV)	
								No of voting Rights		Total as a % of Total voting rights			No.(a)	As a % of Total shares held (b)	No.(a)	As a % of Total shares held (b)		
								Class X	Class Y									Total
1 Custodian/ DR Holder																		
(a) GDRs/ADRs/ADSs		0	0	0	0	0	0.00	0	0	0	0	0	0.00	0	0.00	0	0.00	0
Sub Total (C)(1)		0	0	0	0	0	0.00	0	0	0	0.00	0	0.00	0	0.00	0	0.00	0
2 Employee Benefit Trust (under SEBI (Share Based Employee Benefit) Regulations, 2014)		0	0	0	0	0	0.00	0	0	0	0	0	0.00	0	0.00	0	0.00	0
Sub Total (C)(2)		0	0	0	0	0	0.00	0	0	0	0.00	0	0.00	0	0.00	0	0.00	0
Total Non-Promoter-Non Public Shareholding (C) = (C)(1)+(C)(2)		0	0	0	0	0	0.00	0	0	0	0.00	0	0.00	0	0.00	0	0.00	0

Handwritten signature



Table II- Unclaim Details

Details of Shares which remain unclaimed may be given here along with details such as number of shareholders, outstanding shares held in demat/unclaimed suspense account, voting rights which are frozen etc.	
No. of shareholders	No of share held
-	-

Table III- Unclaim Details

Details of Shares which remain unclaimed may be given here along with details such as number of shareholders, outstanding shares held in demat/unclaimed suspense account, voting rights which are frozen etc.	
No. of shareholders	No of share held
-	-

Table III- Person in Concert

Details of the shareholders acting as persons in Concert including their Shareholding			
Name of shareholder	Name of PAC	No. of share	Holding %
-	-	-	-

† OF HARIJA FINANCIAL SERVICES LIMITED.


DIRECTOR

HOLDING OF SPECIFIED SECURITIES ANNEXURE - 1

1. Name of Listing Entity : HARITA SEATING SYSTEMS LIMITED FV RS 10/-

2. HARITASEAT/EQUITY

3. Share Holding Pattern Filed under: Reg. 31(1)(b) SHAREHOLDING AS ON : 22/02/2019

4. Declaration : The Listed entity is required to submit the following declaration to the extent of submission of information :-

	Particulars	Yes*	No*
1	Whether the Listed Entity has issued any partly paid up shares?		No
2	Whether the Listed Entity has issued any Convertible Securities or Warrants?		No
3	Whether the Listed Entity has any shares against which depository reseipts are issued?		No
4	Whether the Listed Entity has any shares in locked-in?		No
5	Whether any shares held by promoters are pledge or otherwise encumbered?		No

Notes:

1 The shareholding pattern presented pertains to pre scheme of amalgamation

2 Post Scheme of amalgamation, Transferor Company - 5 will be merged with Minda Industries Limited and will get dissolved without the process of winding up




Table I - Summary Statement holding of specified securities

Category (I)	Category of shareholder (II)	Nos. of share holders (III)	No. of fully paid up equity shares held (IV)	No. of Partly paid-up equity shares held (V)	No. of shares underlying Depository Receipts (VI)	Total Nos. shares held (VII = IV+V+VI)	Shareholding as a % of total no. of shares (Calculated as per SCRR, 1957) (VIII) As a % of (A+B+C2)	No of voting Rights held in each class of securities (IX)				No of shares underlying outstanding convertible Securities (including warrants) (X)	Total Shareholding as a % assuming full Conversion of convertible securities(as a % of diluted share capital)	Number of Locked in shares (XII)		Number of shares pledged or otherwise encumbered (XIII)		Number of equity shares held in dematerialized Form (XIV)
								No of voting Rights			Total as a % of (A+B+C)			No.(a)	As a % of Total shares held (b)	No.(a)	As a % of Total shares held (b)	
								Class X	Class Y	Total								
(A)	Promoter and Promoter Group	10	5144962	0	0	5144962	66.22	5144962	0	5144962	66.22	0	66.22	0	0.00	0	0.00	5144962
(B)	Public	10032	2624078	0	0	2624078	33.78	2624078	0	2624078	33.78	0	33.78	0	0.00	0	0.00	2385199
(C)	Non Promoter - Non Public																	
(C1)	Shares underlying DRs	0	0	0	0	0	0.00	0	0	0	0.00	0	0.00	0	0.00	0	0.00	0
(C2)	Shares held by Employee Trusts	0	0	0	0	0	0.00	0	0	0	0.00	0	0.00	0	0.00	0	0.00	0
	Total	10042	7769040	0	0	7769040	100.00	7769040	0	7769040	100.00	0	100.00	0	0.00	0	0.00	7530161

Jwayer




Table II - Statement showing Shareholding Pattern of the Promoter and Promoter Group

Category & Name of the Shareholder (I)	PAN (II)	Nos. of share holders (III)	No. of fully paid up equity shares held (IV)	No. of Partly paid-up equity shares held (V)	No. of shares underlying Depository Receipts (VI)	Total Nos. shares held (VII) = (IV+V+VI)	Shareholding % calculate as per SCRR 1957 As a % of (A+B+C2) (VIII)	No of voting Rights held in each class of securities (IX)				No of shares underlying outstanding convertible Securities (including warrants) (X)	Total Shareholding as a % assuming full Conversion of convertible securities(as a % of diluted share capital) (XI) = (VII)+(X) as a %	Number of Locked in shares (XII)		Number of shares pledged or otherwise encumbered (XIII)		Number of equity shares held in dematerialized Form (XIV)	
								No of voting Rights			Total as a % of Total voting rights			No.(a)	As a % of Total shares held (b)	No.(a)	As a % of Total shares held (b)		
								Class X	Class Y	Total									
1 Indian																			
(a) Individuals/HUFs		0	0	0	0	0	0.00	0	0	0	0.00	0	0.00	0	0.00	0	0.00	0	0.00
(b) Central Govt./State Govt.		0	0	0	0	0	0.00	0	0	0	0.00	0	0.00	0	0.00	0	0.00	0	0.00
(c) Financial Institutions/Banks		0	0	0	0	0	0.00	0	0	0	0.00	0	0.00	0	0.00	0	0.00	0	0.00
(d) Any Other																			
d(1) Bodies Corporate		9	4057362	0	0	4057362	52.22	4057362	0	4057362	52.22	0	52.22	0	0.00	0	0.00	0	0.00
HARITA LIMITED	AAACH0886J	1	1800500	0	0	1800500	23.18	1800500	0	1800500	23.18	0	23.18	0	0.00	0	0.00	0	0.00
HARITA SHEELA PRIVATE LIMITED	AAACH0918B	1	485000	0	0	485000	6.24	485000	0	485000	6.24	0	6.24	0	0.00	0	0.00	0	0.00
HARITA GOPAL PRIVATE LIMITED	AAACH0926K	1	479762	0	0	479762	6.18	479762	0	479762	6.18	0	6.18	0	0.00	0	0.00	0	0.00
HARITA VENU PRIVATE LIMITED	AAACH0927J	1	467800	0	0	467800	6.02	467800	0	467800	6.02	0	6.02	0	0.00	0	0.00	0	0.00
HARITA MALINI PRIVATE LIMITED	AAACH0920R	1	467800	0	0	467800	6.02	467800	0	467800	6.02	0	6.02	0	0.00	0	0.00	0	0.00
HARITA FINANCIAL SERVICES LTD	AAACH6146F	1	292700	0	0	292700	3.77	292700	0	292700	3.77	0	3.77	0	0.00	0	0.00	0	0.00
HARITA PREMA PRIVATE LIMITED	AAACH0919A	1	27000	0	0	27000	0.35	27000	0	27000	0.35	0	0.35	0	0.00	0	0.00	0	0.00
HARITA CHEEMA PRIVATE LIMITED	AAACH0921Q	1	27000	0	0	27000	0.35	27000	0	27000	0.35	0	0.35	0	0.00	0	0.00	0	0.00
HARITA BALAJI PRIVATE LIMITED	AAACH1650A	1	9800	0	0	9800	0.13	9800	0	9800	0.13	0	0.13	0	0.00	0	0.00	0	0.00
Sub Total (A)(1)		9	4057362	0	0	4057362	52.22	4057362	0	4057362	52.22	0	52.22	0	0	0	0	0	4057362
2 Foreign																			
(a) Individuals(NRI/Foreign Individuals)		1	1087600	0	0	1087600	14.00	1087600	0	1087600	14.00	0	14.00	0	0.00	0	0.00	0	0.00
MARTIN GRAMMER	BAVPG9731J	1	1087600	0	0	1087600	14.00	1087600	0	1087600	14.00	0	14.00	0	0.00	0	0.00	0	0.00
(b) Government		0	0	0	0	0	0.00	0	0	0	0.00	0	0.00	0	0.00	0	0.00	0	0.00
(c) Institutions		0	0	0	0	0	0.00	0	0	0	0.00	0	0.00	0	0.00	0	0.00	0	0.00
(d) Foreign Portfolio Investor		0	0	0	0	0	0.00	0	0	0	0.00	0	0.00	0	0.00	0	0.00	0	0.00
(e) Any Other(specify)		0	0	0	0	0	0.00	0	0	0	0.00	0	0.00	0	0.00	0	0.00	0	0.00
Sub Total (A)(2)		1	1087600	0	0	1087600	14.00	1087600	0	1087600	14.00	0	14.00	0	0	0	0	0	1087600
Total Shareholding of Promoter and Promoter Group (A)=(A)(1)+(A)(2)		10	5144962	0	0	5144962	66.22	5144962	0	5144962	66.22	0	66.22	0	0	0	0	0	5144962

Jwayera




Table III - Statement showing Shareholding Pattern of the Public Shareholder

Category & Name of the shareholder (I)	PAN (II)	Nos. of shareholders (III)	No. of fully paid up equity shares held (IV)	No. of Partly paid-up equity shares held (V)	No. of shares underlying Depository Receipts (VI)	Total Nos. shares held (VII = IV+V+VI)	Shareholding % calculate as per SCRR 1957 As a % of (A+B+C2) (VIII)	No of voting Rights held in each class of securities (IX)			No of shares underlying convertible Securities (including warrants) (X)	Total Shareholding as a % assuming full Conversion of securities (as a % of diluted share capital) (XI) = (VII)+(X) as a %	Number of Locked in shares (XII)		Number of shares pledged or otherwise encumbered (XIII)		Number of equity shares held in dematerialized Form (XIV)	
								No of voting Rights		Total as a % of Total voting rights			No.(a)	As a % of Total shares held (b)	No.(a)	As a % of Total shares held (b)		
								Class X	Class Y									
1 Institutions																		
(a) Mutual Funds		0	0	0	0	0	0.00	0	0	0	0.00	0	0.00	0	0.00	0	0.00	0
(b) Venture Capital Funds		0	0	0	0	0	0.00	0	0	0	0.00	0	0.00	0	0.00	0	0.00	0
(c) Alternate Investments Funds		0	0	0	0	0	0.00	0	0	0	0.00	0	0.00	0	0.00	0	0.00	0
(d) Foreign Venture Capital Investors		0	0	0	0	0	0.00	0	0	0	0.00	0	0.00	0	0.00	0	0.00	0
(e) Foreign Portfolio Investors		3	51175	0	0	51175	0.66	51175	0	51175	0.66	0	0.66	0	0.00	0	0.00	51175
(f) Financial Institutions/Banks		3	2876	0	0	2876	0.04	2876	0	2876	0.04	0	0.04	0	0.00	0	0.00	2676
(g) Insurance Companies		0	0	0	0	0	0.00	0	0	0	0.00	0	0.00	0	0.00	0	0.00	0
(h) Provident Funds / Pension Funds		0	0	0	0	0	0.00	0	0	0	0.00	0	0.00	0	0.00	0	0.00	0
(i) Any other (specify)		0	0	0	0	0	0.00	0	0	0	0.00	0	0.00	0	0.00	0	0.00	0
Sub Total (B)(1)		6	54051	0	0	54051	0.70	54051	0	369640	0.70	0	0.70	0	0.00	0	0.00	53851
2 Central Government/State Government(s)/ President of India																		
(a) Central Govt./State Govt.		0	0	0	0	0	0.00	0	0	0	0.00	0	0.00	0	0.00	0	0.00	0
Sub Total (B)(2)		0	0	0	0	0	0.00	0	0	0	0.00	0	0.00	0	0.00	0	0.00	0
3 Non-Institutions																		
(a) Individual		0	0	0	0	0	0.00	0	0	0	0.00	0	0.00	0	0.00	0	0.00	0
(ai) Ind-Hold nominal shr capital upto Rs.2 Lakhs		9546	1748722	0	0	1748722	22.51	1748722	0	1748722	22.51	0	22.51	0	0.00	0	0.00	1513923
(aii) Ind-Hold nominal shr capital in excess of Rs.2 Lakhs		4	220501	0	0	220501	2.84	220501	0	220501	2.84	0	2.84	0	0.00	0	0.00	220501
(b) NBFCs Registered with RBI		0	0	0	0	0	0.00	0	0	0	0.00	0	0.00	0	0.00	0	0.00	0
(c) Employees Trusts		0	0	0	0	0	0.00	0	0	0	0.00	0	0.00	0	0.00	0	0.00	0
(d) Overseas Depositories (holding DRs) (balancing figure)		0	0	0	0	0	0.00	0	0	0	0.00	0	0.00	0	0.00	0	0.00	0
(e) Any Other		476	600804	0	0	600804	7.73	600804	0	600804	7.73	0	7.73	0	0.00	0	0.00	596924
e(1) Bodies Corporate		132	146227	0	0	146227	1.88	146227	0	146227	1.88	0	1.88	0	0.00	0	0.00	142347
e(2) Clearing member		74	42972	0	0	42972	0.55	42972	0	42972	0.55	0	0.55	0	0.00	0	0.00	42972
e(3) Director or Director's Relatives		1	2020	0	0	2020	0.03	2020	0	2020	0.03	0	0.03	0	0.00	0	0.00	2020
e(4) NRI Repatriable		199	27236	0	0	27236	0.35	27236	0	27236	0.35	0	0.35	0	0.00	0	0.00	27236
e(5) NRI Non-Repatriable		68	17228	0	0	17228	0.22	17228	0	17228	0.22	0	0.22	0	0.00	0	0.00	17228
LLP		2	365121	0	0	365121	4.70	365121	0	365121	4.70	0	4.70	0	0.00	0	0.00	365121
LCI ESTATES LLP	AAGFL8135P	1	365000	0	0	365000	4.70	365000	0	365000	4.70	0	4.70	0	0.00	0	0.00	365000
Sub Total (B)(3)		10026	2570027	0	0	2570027	33.08	2570027	0	18489729	33.08	0	33.08	0	0.00	0	0.00	2331348
Total Public Shareholding (B)=(B)(1)+(B)(2)+(B)(3)		10032	2624078	0	0	2624078	33.78	2624078	0	18859369	33.78	0	33.78	0	0.00	0	0.00	2385199

Jswarya




Table IV - Statement showing Shareholding Pattern of the Non Promoter - Non Public shareholder:

	Category & Name of the shareholder (I)	PAN (II)	Nos. of shareholders (III)	No. of fully paid up equity shares held (IV)	No. of Partly paid-up equity shares held (V)	No. of shares underlying Depository Receipts (VI)	Total Nos. shares held (VII = IV+V+VI)	Shareholding % calculate as per SCRR 1957 As a % of (A+B+C2) (VIII)	No of voting Rights held in each class of securities (IX)			No of shares underlying outstanding convertible Securities (including warrants) (X)	Total Shareholding as a % assuming full Conversion of convertible securities(as a % of diluted share capital) (XI) =(VII)+(X) as a %	Number of Locked in shares (XII)		Number of shares pledged or otherwise encumbered (XIII)		Number of equity shares held in dematerialized Form (XIV)	
									No of voting Rights		Total as a % of Total voting rights			No.(a)	As a % of Total shares held (b)	No.(a)	As a % of Total shares held (b)		
									Class X	Class Y									
1	Custodian/ DR Holder																		
(a)	GDRs/ADRs/ADSs		0	0	0	0	0	0.00	0	0	0	0	0.00	0	0.00	0	0.00	0	0.00
	Sub Total (C)(1)		0	0	0	0	0	0.00	0	0	0	0.00	0	0.00	0	0.00	0	0.00	0
2	Employee Benefit Trust (under SEBI (Share Based Employee Benefit) Regulations, 2014)		0	0	0	0	0	0.00	0	0	0	0	0.00	0	0.00	0	0.00	0	0.00
	Sub Total (C)(2)		0	0	0	0	0	0.00	0	0	0	0.00	0	0.00	0	0.00	0	0.00	0
	Total Non-Promoter-Non Public Shareholding (C) = (C)(1)+(C)(2)		0	0	0	0	0	0.00	0	0	0	0.00	0	0.00	0	0.00	0	0.00	0

Jaswanya



Table II- Unclaim Details

Details of Shares which remain unclaimed may be given here along with details such as number of shareholders, outstanding shares held in demat/unclaimed suspense account, voting rights which are frozen etc.	
No. of shareholders	No of share held
-	-

Table III- Unclaim Details

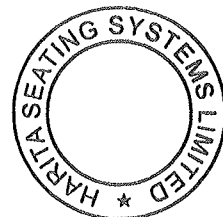
Details of Shares which remain unclaimed may be given here along with details such as number of shareholders, outstanding shares held in demat/unclaimed suspense account, voting rights which are frozen etc.	
No. of shareholders	No of share held
196	36593

Table III- Person in Concert

Details of the shareholders acting as persons in Concert including their Shareholding			
Name of shareholder	Name of PAC	No. of share	Holding %
-	-	-	-

For HARITA SEATING SYSTEMS LIMITED

N. Iswarya Lakshmi
N. Iswarya Lakshmi
Company Secretary



Shareholding Pattern under Regulation 31 of SEBI (Listing Obligations and Disclosure Requirements) Regulations, 2015

- 1 Name of Listed Entity : **MINDA INDUSTRIES LTD.**
- 2 Scrip Code/ Name of Scrip/ Class of Security : **NSE : MINDAIND, BSE : 532539**
- 3 Share Holding Pattern filed under Reg 31(1)(a)/ Reg 31(1)(b)/ Reg 31(a)(c)
- a. If under 31(1)(a) then indicate the report for period ending :
- b. If under 31(1)(b) then indicate the report for period ending : **01 March, 2019**
- c. If under 31(1)(c) then indicate the date of allotment / extinguishment : NA

Pre-Shareholding Pattern

- 4 **Declaration** : The Listed entity is required to submit the following declaration to the extent of submission of information:-

	Particulars	Yes*	No*
1	Whether the Listed Entity has issued any partly paid up shares ?		NO
2	Whether the Listed Entity has issued any Convertible Securities or Warrants?		NO
3	Whether the Listed Entity has issued any shares against which depository receipts are issued?		NO
4	Whether the Listed Entity has any shares in locked-in?		NO
5	Whether any shares held by promoters are pledge or otherwise encumbered?		NO

*If the Listed Entity selects the option 'No' for the questions above, the columns for the partly paid up, Outstanding Convertible Securities/ Warrants, depository receipts, locked-in shares, No of shares pledged or otherwise encumbered by promoters, as applicable, shall not be displayed at the time of dissemination on the stock exchange website. Also wherever there is 'No' declared by Listed Entity in above table the values will be considered as 'Zero' by default on submission of the format of holding of specified securities.

- 5 The tabular format for disclosure of holding of specified securities is as follows :-

Privastar



MINDA INDUSTRIES LTD.

Table I - Summary Statement holding of specified securities

Category (I)	Category of Shareholder (II)	No. of Shareholders (III)	No. of fully paid up equity shares held (IV)	No. of Partly paid-up equity shares held (V)	No. of shares underlying depository receipts (VI)	Total Nos. shares held (VII) = (IV)+(V)+(VI)	Shareholding as a % of total No. of shares (calculated as per SCRR, 1957) (VIII) As a % of (A+B+C2)	Number of Voting Rights held in each class of securities (IX)			No. of shares Underlying Outstanding Convertible securities (including Warrants) (X)	Shareholding as a % assuming fully conversion of convertible securities (as a percentage of diluted share capital) (XI) = (VII)+(X) As a % of (A+B+C2)	Number of Locked in shares (XII)		Number of shares pledged or otherwise encumbered (XIII)		Number of equity shares held in dematerialised form (XIV)	
								No. of Voting Rights					Total as a % of A+B+C)	No. (a)	As a % of total shares held (b)	No. (a)		As a % of Total shares held (b)
								Class eg: x	Class eg: y	Total								
(A)	Promoter & Promoter Group	11	185619615	0	0	185619615	70.79	185619615	0	185619615	70.79	0	0	70.79	0	0	185619615	
(B)	Public	50325	76597350	0	0	76597350	29.21	76597350	0	76597350	29.21	0	0	0	0	NA	75108987	
(C)	Non-Promoter - Non Public	0	0	0	0	0	0	0	0	0	0	0	0	0	0	NA	0	
(C1)	Shares underlying DRs	0	0	0	0	0	0	0	0	0	0	0	0	0	0	NA	0	
(C2)	Shares held by Employees Trusts	0	0	0	0	0	0	0	0	0	0	0	0	0	0	NA	0	
	Total	50336	262216965	0	0	262216965	100	262216965	0	262216965	100	0	0	0	0	0	260728602	

Pravara



MINDA INDUSTRIES LTD.
Table II - Statement showing Shareholding Pattern of the Promoter and Promoter Group

	Category of Shareholder (I)	PAN (II)	No. of shareholders (III)	No. of fully paid up equity shares held (IV)	Partly paid-up equity shares held (V)	No. of shares underlying depository receipts (VI)	Total Nos. shares held (VII) = (IV)+(V)+(VI)	Shareholding % calculated as per SCRR, 1957 As a % of (A+B+C2) (VIII)	Number of Voting Rights held in each class of securities (IX)			No. of shares Underlying Outstanding Convertible securities (including Warrants) (X)	Shareholding as a % assuming fully conversion of convertible securities (as a percentage of diluted share capital) (XI) = (VII)+(X) as a % of A+B+C2	Number of Locked in shares (XII)		Number of shares pledged or otherwise encumbered (XIII)		Number of equity shares held in dematerialised form (XIV)	
									No. of Voting Rights					Total as a % of Total Voting Rights	No. (a)	As a % of total shares held (b)	No. (a)		As a % of Total shares held (b)
									Class X	Class Y	Total								
(1)	Indian																		
(a)	Individuals/Hindu undivided family		7	110265390	0	0	110265390	42.05	110265390	0	110265390	42.05	0	42.05	0	0	0	0	110265390
	Nirmal Kr Minda	AFYPM4910J		65371530	0	0	65371530	24.93	65371530	0	65371530	24.93	0	24.93	0	0	0	0	65371530
	Suman Minda	AAJPM6342C		38572140	0	0	38572140	14.71	38572140	0	38572140	14.71	0	14.71	0	0	0	0	38572140
	Pallak Minda	AMHPM6068M		3265200	0	0	3265200	1.25	3265200	0	3265200	1.25	0	1.25	0	0	0	0	3265200
	Paridhi Minda Jindal	AFVPM8321A		1710000	0	0	1710000	0.65	1710000	0	1710000	0.65	0	0.65	0	0	0	0	1710000
	Amit Minda	AEVPM0217N		1292520	0	0	1292520	0.49	1292520	0	1292520	0.49	0	0.49	0	0	0	0	1292520
	Anand Kumar Minda	AIEPM6021H		54000	0	0	54000	0.02	54000	0	54000	0.02	0	0.02	0	0	0	0	54000
	Savitri Minda	AAMPMP3602L		0	0	0	0	0	0	0	0	0	0	0	0	0	0	0	0
(b)	Central Government /State Government(s)		0	0	0	0	0	0.00	0	0	0	0.00	0	0.00	0	0	0	0	0
(c)	Financial Institutions/ Banks		0	0	0	0	0	0.00	0	0	0	0.00	0	0.00	0	0	0	0	0
(d)	Any Other (specify)		4	75354225	0	0	75354225	28.74	75354225	0	75354225	28.74	0	28.74	0	0	0	0	75354225
	Promoters Trust		1	324690	0	0	324690	0.12	324690	0	324690	0.12	0	0.12	0	0	0	0	324690
	Maa Vaishno Devi Endowment	AAAAM0906A		324690	0	0	324690	0.12	324690	0	324690	0.12	0	0.12	0	0	0	0	324690
	Bodies Corporate		3	75029535	0	0	75029535	28.61	75029535	0	75029535	28.61	0	28.61	0	0	0	0	75029535
	Minda Investments Ltd.	AAACL1433F		63850140	0	0	63850140	24.35	63850140	0	63850140	24.35	0	24.35	0	0	0	0	63850140
	Singhal Fincap Ltd.	AAFC9851F		7449795	0	0	7449795	2.84	7449795	0	7449795	2.84	0	2.84	0	0	0	0	7449795
	Minda Finance Ltd.	AAACM8882F		3729600	0	0	3729600	1.42	3729600	0	3729600	1.42	0	1.42	0	0	0	0	3729600
	Sub-Total (A)(1)		11	185619615	0	0	185619615	70.79	185619615	0	185619615	70.79	0	70.79	0	0	0	0	185619615
(2)	Foreign		0	0	0	0	0	0.00	0	0	0	0.00	0	0.00	0	0	0	0	0
(a)	Individuals (Non-Resident Individuals/ Foreign Individuals)		0	0	0	0	0	0.00	0	0	0	0.00	0	0.00	0	0	0	0	0
(b)	Government		0	0	0	0	0	0.00	0	0	0	0.00	0	0.00	0	0	0	0	0
(c)	Institutions		0	0	0	0	0	0.00	0	0	0	0.00	0	0.00	0	0	0	0	0
(d)	Foreign Portfolio Investor		0	0	0	0	0	0.00	0	0	0	0.00	0	0.00	0	0	0	0	0
(e)	Any Other (specify)		0	0	0	0	0	0.00	0	0	0	0.00	0	0.00	0	0	0	0	0
	Sub-Total (A)(2)		0	0	0	0	0	0.00	0	0	0	0.00	0	0.00	0	0	0	0	0
	TOTAL Shareholding of Promoter and Promoter Group (A)=(A)(1)+(A)(2)		11	185619615	0	0	185619615	70.79	185619615	0	185619615	70.79	0	70.79	0	0	0	0	185619615

Details of shares which remain unclaimed may be given here alongwith the details such as number of shareholders, outstanding shares held in demat / unclaimed suspense account, voting rights which are frozen etc.

Note:

(1) PAN would not be displayed on website of stock exchange(s)

(2) The term "Encumbrance" has the same meaning as assigned under regulation 28(3) of SEBI (Substantial Acquisition of Shares and Takeovers) Regulations, 2011



MINDA INDUSTRIES LTD.

Table III - Statement showing Shareholding Pattern of the Public Shareholders

(1)	Category & name of the Shareholders (I)	PAN (II)	No. of shareholders (III)	No. of fully paid up equity shares held (IV)	Partly paid-up equity shares held (V)	No. of shares underlying depository receipts (VI)	Total Nos. shares held (VII) = (IV)+(V)+(VI)	Shareholding % calculated as per SCRR, 1957 As a % of (A+B+C2) (VIII)	Number of Voting Rights held in each class of securities (IX)			No. of shares Underlying Outstanding Convertible securities (including Warrants) (X)	Shareholding as a % assuming fully conversion of convertible securities (as a percentage of diluted share capital) (XI)	Number of Locked in shares (XII)		Number of shares pledged or otherwise encumbered (XIII)		Number of equity shares held in dematerialised form (XIV)	
									No. of Voting Rights					Total as a % of Total Voting Rights	No. (a)	As a % of total shares held (b)	No. (not applicable) (a)		As a % of Total shares held (not applicable) (b)
									Class X	Class Y	Total								
(1)	Institutions																		
(a)	Mutual Funds		10	11759774	0	0	11759774	4.48	11759774	0	11759774	4.48	0	0	0	0	NA	0	11759774
	IDFC Multi Cap Fund	AAETS9556K		4634358	0	0	4634358	1.77	4634358	0	4634358	1.77	0	0	0	0	NA	0	4634358
	DSP Blackrock Equity & Bond Fund	AAAJD0430B		3352422	0	0	3352422	1.28	3352422	0	3352422	1.28	0	0	0	0	NA	0	3352422
(b)	Venture Capital Fund		0	0	0	0	0	0.00	0	0	0	0.00	0	0	0	0	NA	0	0
(c)	Alternate Investment Funds		0	0	0	0	0	0.00	0	0	0	0.00	0	0	0	0	NA	0	0
(d)	Foreign Venture Capital Investors		0	0	0	0	0	0.00	0	0	0	0.00	0	0	0	0	NA	0	0
(e)	Foreign Portfolio Investors		72	28434174	0	0	28434174	10.84	28434174	0	28434174	10.84	0	0	0	0	NA	0	28434174
	Matthews Asia Dividend Fund	AAAAM8042K		14660782	0	0	14660782	5.59	14660782	0	14660782	5.59	0	0	0	0	NA	0	14660782
(f)	Financial Institutions/ Banks		2	134776	0	0	134776	0.05	134776	0	134776	0.05	0	0	0	0	NA	0	134776
(g)	Insurance Companies		0	0	0	0	0	0.00	0	0	0	0.00	0	0	0	0	NA	0	0
(h)	Provident Funds / Pension Funds		0	0	0	0	0	0.00	0	0	0	0.00	0	0	0	0	NA	0	0
(i)	Any Other (specify)		0	0	0	0	0	0.00	0	0	0	0.00	0	0	0	0	NA	0	0
	Sub-Total (B)(1)		84	40328724	0	0	40328724	15.38	40328724	0.00	40328724	15.38	0	0	0	0	NA	0	40328724
(2)	Central Government/ State Government/President of India		0	0	0	0	0	0.00	0	0	0	0.00	0	0	0	0	NA	0	0
	Central Government/State Government(s)		0	0	0	0	0	0.00	0	0	0	0.00	0	0	0	0	NA	0	0
	Sub-Total (B)(2)		0	0	0	0	0	0.00	0	0	0	0.00	0	0	0	0	NA	0	0
(3)	Non-Institutions																		
(a)	Individual		46962	22578949	0	0	22578949	8.61	22578949	0	22578949	8.61	0	0	0	0	NA	0	21125986
	i. individual shareholders holding nominal share capital upto Rs. 2 lakhs.		46949	20526155	0	0	20526155	7.83	20526155	0	20526155	7.83	0	0	0	0	NA	0	19073192
	ii. individual shareholders holding nominal share capital in excess of Rs. 2 lakhs.		13	2052794	0	0	2052794	0.78	2052794	0	2052794	0.78	0	0	0	0	NA	0	2052794
(b)	NBFCs registered with RBI		5	28446	0	0	28446	0.01	28446	0	28446	0.01	0	0	0	0	NA	0	28446
(c)	Employee Trusts		0	0	0	0	0	0.00	0	0	0	0.00	0	0	0	0	NA	0	0
(d)	Overseas Depositories (holding DRs) (balancing figure)		0	0	0	0	0	0.00	0	0	0	0.00	0	0	0	0	NA	0	0
(e)	Any Other (specify)		3274	13661231	0	0	13661231	5.21	13661231	0	13661231	5.21	0	0	0	0	NA	0	13625831
	(i) IEPF		1	97870	0	0	97870	0.04	97870	0	97870	0.04	0	0	0	0	NA	0	97870
	ii) Trust(s)		8	640213	0	0	640213	0.24	640213	0	640213	0.24	0	0	0	0	NA	0	640213
	iv) Hindu Undivided Family		907	541035	0	0	541035	0.21	541035	0	541035	0.21	0	0	0	0	NA	0	541035
	v) Non-Resident Indians (Non-Repatriation)		417	315132	0	0	315132	0.12	315132	0	315132	0.12	0	0	0	0	NA	0	314732
	vi) Non-Resident Indians (Repatriation)		1102	917134	0	0	917134	0.35	917134	0	917134	0.35	0	0	0	0	NA	0	917134
	vii) Clearing Members		170	171694	0	0	171694	0.07	171694	0	171694	0.07	0	0	0	0	NA	0	171694
	viii) Bodies Corporates		669	10978153	0	0	10978153	4.19	10978153	0	10978153	4.19	0	0	0	0	NA	0	10943153
	- Amity Infotech Pvt. Ltd.	AACCA7031N		4005000	0	0	4005000	1.53	4005000	0	4005000	1.53	0	0	0	0	NA	0	4005000
	- Zeal Impex and Traders Private Ltd.	AAACZ1549C		4005000	0	0	4005000	1.53	4005000	0	4005000	1.53	0	0	0	0	NA	0	4005000
	Sub-Total (B)(3)		50241	36268626	0	0	36268626	13.83	36268626	0	36268626	13.83	0	0	0	0	NA	0	34780263
	Total Public Shareholding (B)=(B)(1)+(B)(2)+(B)(3)		50325	76597350	0	0	76597350	29.21	76597350	0	76597350	29.21	0	0	0	0	NA	0	75108987

Details of shares which remain unclaimed may be given hear alongwith details such as number of shareholders, outstanding shares held in demat / unclaimed suspense account, voting rights which are frozen etc.

No. of Shareholders	No. of Shares
0	0

- Note:**
- PAN would not be displayed on website of stock exchange(s).
 - The above format needs to be disclosed alongwith the name of the following persons. Institutions/ Non-institutions holding more than 1% of total number of shares.
 - w.r.t. the information pertaining to depository receipts, the same may be disclosed in the respective column to the extent information available and the balance to be disclosed as held by custodian.

For MINDA INDUSTRIES LTD.

T.K. Srivastava
Company Secretary & Compliance Officer

MINDA INDUSTRIES LTD.

Table IV - Statement showing Shareholding Pattern of the Non Promoter-Non Public Shareholder

	Category of Shareholder (I)	PAN (II)	No. of shareholders (III)	No. of fully paid up equity shares held (IV)	Partly paid-up equity shares held (V)	No. of shares underlying depository receipts (VI)	Total Nos. shares held (VII) = (IV)+(V)+(VI)	Shareholding % calculated as per SCRR, 1957 As a % of (A+B+C2) (VIII)	Number of Voting Rights held in each class of securities (IX)				No. of shares Underlying Outstanding Convertible securities (including Warrants) (X)	Shareholding as a % assuming fully conversion of convertible securities (as a percentage of diluted share capital) (XI)	Number of Locked in shares (XII)		Number of shares pledged or otherwise encumbered (XIII)		Number of equity shares held in dematerialised form (XIV)
									No. of Voting Rights			Total as a % of Total Voting Rights			No. (a)	As a % of total shares held (b)	No. (not applicable) (a)	As a % of Total shares held (not applicable) (b)	
									Class X	Class Y	Total								
(1)	Custodian/DR Holder		0	0	0	0	0	0	0	0	0	0	0	0	0	0	0	0	0
(2)	Employee Benefit Trust (under SEBI (Share based Employee Benefit) Regulations, 2014)		0	0	0	0	0	0	0	0	0	0	0	0	0	0	0	0	0
	Total Non-Promoter-Non Public Shareholding (C) = (C)(1)+(C)(2)		0	0	0	0	0	0	0	0	0	0	0	0	0	0	0	0	0

Note :

- (1) PAN would not be displayed on website of Stock Exchange.
- (2) The above format needs to be disclose name of all holders holding more than 1% of total number of shares.
- (3) W.r.t. the information pertaining to Depository Receipts, the same may be disclosed in the respective columns to the extent information available.




Shareholding Pattern under Regulation 31 of SEBI (Listing Obligations and Disclosure Requirements) Regulations, 2015

Post Amalgamation Shareholding Pattern

- 1 Name of Listed Entity : **MINDA INDUSTRIES LTD.**
- 2 Scrip Code/ Name of Scrip/ Class of Security : **NSE : MINDAIND, BSE : 532539**
- 3 Share Holding Pattern filed under Reg 31(1)(a)/ Reg 31(1)(b)/ Reg 31(a)(c)
- a. If under 31(1)(a) then indicate the report for period ending :
- b. If under 31(1)(b) then indicate the report for period ending : **01 March, 2019**
- c. If under 31(1)(c) then indicate the date of allotment / extinguishment : NA

4 **Declaration :** The Listed entity is required to submit the following declaration to the extent of submission of information:-

	Particulars	Yes*	No*
1	Whether the Listed Entity has issued any partly paid up shares ?		NO
2	Whether the Listed Entity has issued any Convertible Securities or Warrants?		NO
3	Whether the Listed Entity has issued any shares against which depository receipts are issued?		NO
4	Whether the Listed Entity has any shares in locked-in?		NO
5	Whether any shares held by promoters are pledge or otherwise encumbered?		NO

*If the Listed Entity selects the option 'No' for the questions above, the columns for the partly paid up, Outstanding Convertible Securities/ Warrants, depository receipts, locked-in shares, No of shares pledged or otherwise encumbered by promoters, as applicable, shall not be displayed at the time of dissemination on the stock exchange website. Also wherever there is 'No' declared by Listed Entity in above table the values will be considered as 'Zero' by default on submission of the format of holding of specified securities.

5 The tabular format for disclosure of holding of specified securities is as follows :-

J. Rivastava



MINDA INDUSTRIES LTD.

Table I - Summary Statement holding of specified securities

Category (I)	Category of Shareholder (II)	No. of Shareholders (III)	No. of fully paid up equity shares held (IV)	No. of Party paid-up equity shares held (V)	No. of shares underlying depository receipts (VI)	Total Nos. shares held (VII) = (IV)+(V)+(VI)	Shareholding as a % of total No. of shares (calculated as per SCRR, 1957) (VIII) As a % of (A+B+C2)	Number of Voting Rights held in each class of securities (IX)			No. of shares Underlying Outstanding Convertible securities (including Warrants) (X)	Shareholding as a % assuming fully conversion of convertible securities (as a percentage of diluted share capital) (XI) = (VII)+(X) As a % of (A+B+C2)	Number of Locked in shares (XII)		Number of shares pledged or otherwise encumbered (XIII)		Number of equity shares held in dematerialised form (XIV)	
								No. of Voting Rights					Total as a % of A+B+C	No. (a)	As a % of total shares held (b)	No. (a)		As a % of Total shares held (b)
								Class eg: x	Class eg: y	Total								
(A)	Promoter & Promoter Group	11	185619615	0	0	185619615	67.56	185619615	0	185619615	67.56	0	0	0	0	185619615		
(B)	Public	60370	89124920	0	0	89124920	32.44	89124920	0	89124920	32.44	0	0	NA	NA	86934115		
(C)	Non-Promoter - Non Public	0	0	0	0	0	0	0	0	0	0	0	0	NA	NA	0		
(C1)	Shares underlying DRs	0	0	0	0	0	0	0	0	0	0	0	0	NA	NA	0		
(C2)	Shares held by Employees Trusts	0	0	0	0	0	0	0	0	0	0	0	0	NA	NA	0		
	Total	60381	274744535	0	0	274744535	100	274744535	0	274744535	100	0	0	0	0	272553730		

Rivastava



MINDA INDUSTRIES LTD.

Table II - Statement showing Shareholding Pattern of the Promoter and Promoter Group

	Category of Shareholder (I)	PAN (II)	No. of shareholders (III)	No. of fully paid up equity shares held (IV)	Partly paid-up equity shares held (V)	No. of shares underlying depository receipts (VI)	Total Nos. shares held (VII) = (IV)+(V)+(VI)	Shareholding % calculated as per SCRR, 1957 As a % of (A+B+C2) (VIII)	Number of Voting Rights held in each class of securities (IX)			No. of shares Underlying Outstanding Convertible securities (including Warrants) (X)	Shareholding as a % assuming fully conversion of convertible securities (as a percentage of diluted share capital) (XI) = (VII)+(X) as a % of A+B+C2	Number of Locked in shares (XII)		Number of shares pledged or otherwise encumbered (XIII)		Number of equity shares held in dematerialised form (XIV)	
									No. of Voting Rights					Total as a % of Total Voting Rights	No. (a)	As a % of total shares held (b)	No. (a)		As a % of Total shares held (b)
									Class X	Class Y	Total								
(1)	Indian																		
(a)	Individuals/Hindu undivided family		7	110265390	0	0	110265390	40.13	110265390	0	110265390	40.13	0	40.13	0	0	0	0	110265390
	Nirmal Kr Minda	AFYPM4910J		65371530	0	0	65371530	23.79	65371530	0	65371530	23.79	0	23.79	0	0	0	0	65371530
	Suman Minda	AAJPM6342C		38572140	0	0	38572140	14.04	38572140	0	38572140	14.04	0	14.04	0	0	0	0	38572140
	Pallak Minda	AMHPM6068M		3265200	0	0	3265200	1.19	3265200	0	3265200	1.19	0	1.19	0	0	0	0	3265200
	Paridhi Minda Jindal	AFVPM8321A		1710000	0	0	1710000	0.62	1710000	0	1710000	0.62	0	0.62	0	0	0	0	1710000
	Amit Minda	AEVPM0217N		1292520	0	0	1292520	0.47	1292520	0	1292520	0.47	0	0.47	0	0	0	0	1292520
	Anand Kumar Minda	AIEPM6021H		54000	0	0	54000	0.02	54000	0	54000	0.02	0	0.02	0	0	0	0	54000
	Savitri Minda	AAMP3602L		0	0	0	0	0.00	0	0	0	0.00	0	0	0	0	0	0	0
(b)	Central Government /State Government(s)		0	0	0	0	0	0.00	0	0	0	0.00	0	0.00	0	0	0	0	0
(c)	Financial Institutions/ Banks		0	0	0	0	0	0.00	0	0	0	0.00	0	0.00	0	0	0	0	0
(d)	Any Other (specify)		4	75354225	0	0	75354225	27.43	75354225	0	75354225	27.43	0	27.43	0	0	0	0	75354225
	Promoters Trust		1	324690	0	0	324690	0.12	324690	0	324690	0.12	0	0.12	0	0	0	0	324690
	Maa Vaishno Devi Endowment	AAAAM0906A		324690	0	0	324690	0.12	324690	0	324690	0.12	0	0.12	0	0	0	0	324690
	Bodies Corporate		3	75029535	0	0	75029535	27.31	75029535	0	75029535	27.31	0	27.31	0	0	0	0	75029535
	Minda Investments Ltd.	AAACL1433F		63850140	0	0	63850140	23.24	63850140	0	63850140	23.24	0	23.24	0	0	0	0	63850140
	Singhal Fincap Ltd.	AAFCS9851F		7449795	0	0	7449795	2.71	7449795	0	7449795	2.71	0	2.71	0	0	0	0	7449795
	Minda Finance Ltd.	AAACM8882F		3729600	0	0	3729600	1.36	3729600	0	3729600	1.36	0	1.36	0	0	0	0	3729600
	Sub-Total (A)(1)		11	185619615	0	0	185619615	67.56	185619615	0	185619615	67.56	0	67.56	0	0	0	0	185619615
(2)	Foreign		0	0	0	0	0	0.00	0	0	0	0.00	0	0.00	0	0	0	0	0
(a)	Individuals (Non-Resident Individuals/ Foreign Individuals)		0	0	0	0	0	0.00	0	0	0	0.00	0	0.00	0	0	0	0	0
(b)	Government		0	0	0	0	0	0.00	0	0	0	0.00	0	0.00	0	0	0	0	0
(c)	Institutions		0	0	0	0	0	0.00	0	0	0	0.00	0	0.00	0	0	0	0	0
(d)	Foreign Portfolio Investor		0	0	0	0	0	0.00	0	0	0	0.00	0	0.00	0	0	0	0	0
(e)	Any Other (specify)		0	0	0	0	0	0.00	0	0	0	0.00	0	0.00	0	0	0	0	0
	Sub-Total (A)(2)		0	0	0	0	0	0.00	0	0	0	0.00	0	0.00	0	0	0	0	0
	TOTAL Shareholding of Promoter and Promoter Group (A)=(A)(1)+(A)(2)		11	185619615	0	0	185619615	67.56	185619615	0	185619615	67.56	0	67.56	0	0	0	0	185619615

Details of shares which remain unclaimed may be given here alongwith the details such as number of shareholders, outstanding shares held in demat / unclaimed suspense account, voting rights which are frozen etc.

Note:

- (1) PAN would not be displayed on website of stock exchange(s)
- (2) The term "Encumbrance" has the same meaning as assigned under regulation 28(3) of SEBI (Substantial Acquisition of Shares and Takeovers) Regulations, 2011

Rivastava



MINDA INDUSTRIES LTD.

Table III - Statement showing Shareholding Pattern of the Public Shareholders

	Category & name of the Shareholders (I)	PAN (II)	No. of shareholders (III)	No. of fully paid up equity shares held (IV)	Partly paid-up equity shares held (V)	No. of shares underlying depository receipts (VI)	Total Nos. shares held (VII) = (IV)+(V)+(VI)	Shareholding % calculated as per SCRR, 1957 As a % of (A+B+C2) (VIII)	Number of Voting Rights held in each class of securities (IX)			No. of shares Underlying Outstanding Convertible securities (including Warrants) (X)	Shareholding as a % assuming fully conversion of convertible securities (as a percentage of diluted share capital) (XI)	Number of Locked in shares (XII)		Number of shares pledged or otherwise encumbered (XIII)		Number of equity shares held in dematerialised form (XIV)	
									No. of Voting Rights					Total as a % of Total Voting Rights	No. (a)	As a % of total shares held (b)	No. (not applicable) (a)		As a % of Total shares held (not applicable) (b)
									Class X	Class Y	Total								
(1)	Institutions																		
(a)	Mutual Funds		10	11759774	0	0	11759774	4.28	11759774	0	11759774	4.28	0	0	0	0	NA	11759774	
	IDFC Multi Cap Fund	AAETS9556K		4634358	0	0	4634358	1.69	4634358	0	4634358	1.69	0	0	0	0	NA	4634358	
	DSP Blackrock Equity & Bond Fund	AAAJD0430B		3352422	0	0	3352422	1.22	3352422	0	3352422	1.22	0	0	0	0	NA	3352422	
(b)	Venture Capital Fund		0	0	0	0	0	0.00	0	0	0	0.00	0	0	0	0	NA	0	
(c)	Alternate Investment Funds		0	0	0	0	0	0.00	0	0	0	0.00	0	0	0	0	NA	0	
(d)	Foreign Venture Capital Investors		0	0	0	0	0	0.00	0	0	0	0.00	0	0	0	0	NA	0	
(e)	Foreign Portfolio Investors		75	28511960	0	0	28511960	10.38	28511960	0	28511960	10.38	0	0	0	0	NA	28511960	
	Matthews Asia Dividend Fund	AAAAM8042K		14660782	0	0	14660782	5.34	14660782	0	14660782	5.34	0	0	0	0	NA	14660782	
(f)	Financial Institutions/ Banks		5	139148	0	0	139148	0.05	139148	0	139148	0.05	0	0	0	0	NA	139148	
(g)	Insurance Companies		0	0	0	0	0	0.00	0	0	0	0.00	0	0	0	0	NA	0	
(h)	Provident Funds / Pension Funds		0	0	0	0	0	0.00	0	0	0	0.00	0	0	0	0	NA	0	
(i)	Any Other (specify)		0	0	0	0	0	0.00	0	0	0	0.00	0	0	0	0	NA	0	
	Sub-Total (B)(1)		90	40410882	0	0	40410882	14.71	40410882	0.00	40410882	14.71	0	0	0	0	NA	40410882	
(2)	Central Government/ State Government/President of India		0	0	0	0	0	0.00	0	0	0	0.00	0	0	0	0	NA	0	
	Central Government/State Government(s)		0	0	0	0	0	0.00	0	0	0	0.00	0	0	0	0	NA	0	
	Sub-Total (B)(2)		0	0	0	0	0	0.00	0	0	0	0.00	0	0	0	0	NA	0	
(3)	Non-Institutions							0.00	0	0	0	0.00	0	0	0	0	NA	0	
(a)	Individual		56519	30227626	0	0	30227626	11.00	30227626	0	30227626	11.00	0	0	0	0	NA	29277627	
	i. individual shareholders holding nominal share capital upto Rs. 2 lakhs.		56499	23187435	0	0	23187435	8.44	23187435	0	23187435	8.44	0	0	0	0	NA	22237285	
	ii. individual shareholders holding nominal share capital in excess of Rs. 2 lakhs.		20	7040191	0	0	7040191	2.56	7040191	0	7040191	2.56	0	0	0	0	NA	7040342	
(b)	NBFCs registered with RBI		5	28446	0	0	28446	0.01	28446	0	28446	0.01	0	0	0	0	NA	28446	
(c)	Employee Trusts		0	0	0	0	0	0.00	0	0	0	0.00	0	0	0	0	NA	0	
(d)	Overseas Depositories (holding DRs) (balancing figure)		0	0	0	0	0	0.00	0	0	0	0.00	0	0	0	0	NA	0	
(e)	Any Other (specify)		3756	18457966	0	0	18457966	6.72	18457966	0	18457966	6.72	0	0	0	0	NA	17217160	
	(i) IEPF		1	97870	0	0	97870	0.04	97870	0	97870	0.04	0	0	0	0	NA	97870	
	ii) Trust(s)		8	640213	0	0	640213	0.23	640213	0	640213	0.23	0	0	0	0	NA	640213	
	iv) Hindu Undivided Family		907	541035	0	0	541035	0.20	541035	0	541035	0.20	0	0	0	0	NA	541035	
	v) Non-Resident Indians (Non-Repat)		485	341319	0	0	341319	0.12	341319	0	341319	0.12	0	0	0	0	NA	340919	
	vi) Non-Resident Indians (Repat)		1302	2611685	0	0	2611685	0.95	2611685	0	2611685	0.95	0	0	0	0	NA	2611685	
	vii) Clearing Members		244	237011	0	0	237011	0.09	237011	0	237011	0.09	0	0	0	0	NA	237011	
	viii) LLP		2	554984	0	0	554984	0.20	554984	0	554984	0.20	0	0	0	0	NA	554984	
	LCI ESTATES LLP	AAFGL8135P		554800	0	0	554800	0.20	554800	0	554800	0.20	0	0	0	0	NA	554800	
	ix) Bodies Corporates		807	13433849	0	0	13433849	4.89	13433849	0	13433849	4.89	0	0	0	0	NA	12193443	
	- Amity Infotech Pvt. Ltd.	AACCA7031N		4005000	0	0	4005000	1.46	4005000	0	4005000	1.46	0	0	0	0	NA	4005000	
	- Zeal Impex and Traders Private Ltd.	AAACZ1549C		4005000	0	0	4005000	1.46	4005000	0	4005000	1.46	0	0	0	0	NA	4005000	
	Sub-Total (B)(3)		60280	48714038	0	0	48714038	17.73	48714038	0	48714038	17.73	0	0	0	0	NA	4005000	
	Total Public Shareholding (B)=(B)(1)+(B)(2)+(B)(3)		60370	89124920	0	0	89124920	32.44	89124920	0	89124920	32.44	0	0	0	0	NA	86934115	

Details of shares which remain unclaimed may be given hear alongwith details such as number of shareholders, outstanding shares held in demat / unclaimed suspense account, voting rights which are frozen etc.

No. of Shareholders	No. of Shares
0	0

- Note:**
- PAN would not be displayed on website of stock exchange(s).
 - The above format needs to be disclosed alongwith the name of the following persons. Institutions/ Non-institutions holding more than 1% of total number of shares.
 - w.r.t. the information pertaining to depository receipts, the same may be disclosed in the respective column to the extent information available and the balance to be disclosed as held by custodian.

For MINDA INDUSTRIES LTD.

T.K. Srivastava
Company Secretary & Compliance Officer

MINDA INDUSTRIES LTD.

Table IV - Statement showing Shareholding Pattern of the Non Promoter-Non Public Shareholder

	Category of Shareholder (I)	PAN (II)	No. of shareholders (III)	No. of fully paid up equity shares held (IV)	Partly paid-up equity shares held (V)	No. of shares underlying depository receipts (VI)	Total Nos. shares held (VII) = (IV)+(V)+(VI)	Shareholding % calculated as per SCRR, 1957 As a % of (A+B+C2) (VIII)	Number of Voting Rights held in each class of securities (IX)				No. of shares Underlying Outstanding Convertible securities (including Warrants) (X)	Shareholding as a % assuming fully conversion of convertible securities (as a percentage of diluted share capital) (XI)	Number of Locked in shares (XII)		Number of shares pledged or otherwise encumbered (XIII)		Number of equity shares held in dematerialised form (XIV)
									No. of Voting Rights			Total as a % of Total Voting Rights			No. (a)	As a % of total shares held (b)	No. (not applicable) (a)	As a % of Total shares held (not applicable) (b)	
									Class X	Class Y	Total								
(1)	Custodian/DR Holder		0	0	0	0	0	0	0	0	0	0	0	0	0	0	0	0	0
(2)	Employee Benefit Trust (under SEBI (Share based Employee Benefit) Regulations, 2014)		0	0	0	0	0	0	0	0	0	0	0	0	0	0	0	0	0
	Total Non-Promoter-Non Public Shareholding (C) = (C)(1)+(C)(2)		0	0	0	0	0	0	0	0	0	0	0	0	0	0	0	0	0

Note :

- (1) PAN would not be displayed on website of Stock Exchange.
- (2) The above format needs to be disclose name of all holders holding more than 1% of total number of shares.
- (3) W.r.t. the information pertaining to Depository Receipts, the same may be disclosed in the respective columns to the extent information available.