

Shareholding Pattern under Regulation 31 of SEBI (Listing Obligations and Disclosure Requirements) Regulations, 2015


- 1 Name of Listed Entity : **UNO MINDA LIMITED**
- 2 Scrip Code/ Name of Scrip/ Class of Security : **NSE : UNOMINDA, BSE : 532539**
- 3 Share Holding Pattern filed under Reg 31(1)(a)/ Reg 31(1)(b)/ Reg 31(a)(c)
- a. If under 31(1)(a) then indicate the report for period ending :
- b. If under 31(1)(b) then indicate the report for period ending : **30 September, 2023**
- c. If under 31(1)(c) then indicate the date of allotment / extinguishment : NA

- 4 **Declaration** : The Listed entity is required to submit the following declaration to the extent of submission of information:-

	Particulars	Yes*	No*
1	Whether the Listed Entity has issued any partly paid up shares ?		NO
2	Whether the Listed Entity has issued any Convertible Securities or Warrants?		NO
3	Whether the Listed Entity has issued any shares against which depository receipts are issued?		NO
4	Whether the Listed Entity has any shares in locked-in?		NO
5	Whether any shares held by promoters are pledge or otherwise encumbered?		NO
6	Whether the Listed Entity has equity shares with differential voting rights?		NO
7	Whether the Listed Entity has any Significant Beneficial Owner?	Yes	

*If the Listed Entity selects the option 'No' for the questions above, the columns for the partly paid up, Outstanding Convertible Securities/ Warrants, depository receipts, locked-in shares, No of shares pledged or otherwise encumbered by promoters, as applicable, shall not be displayed at the time of dissemination on the stock exchange website. Also wherever there is 'No' declared by Listed Entity in above table the values will be considered as 'Zero' by default on submission of the format of holding of specified securities.


- 5 The tabular format for disclosure of holding of specified securities is as follows :-

For Uno Minda Limited

T. K. Srivastava
Company Secretary

UNO MINDA LIMITED

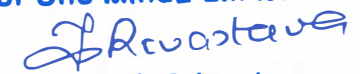
Table I - Summary Statement holding of specified securities

Category (I)	Category of Shareholder (II)	No. of Shareholders (III)	No. of fully paid up equity shares held (IV)	No. of Partly paid-up equity shares held (V)	No. of shares underlying depository receipts (VI)	Total Nos. shares held (VII) = (IV)+(V)+(VI)	Shareholding as a % of total No. of shares (calculated as per SCRR, 1957) (VIII) As a % of (A+B+C2)	Number of Voting Rights held in each class of securities (IX)				No. of shares Underlying Outstanding Convertible securities (including Warrants) (X)	Shareholding as a % assuming fully conversion of convertible securities (as a percentage of diluted share capital) (XI) = (VII)+(X) As a % of (A+B+C2)	Number of Locked in shares (XII)		Number of shares pledged or otherwise encumbered (XIII)		Number of equity shares held in dematerialised form (XIV)
								No. of Voting Rights			Total as a % of A+B+C)			No. (a)	As a % of total shares held (b)	No. (a)	As a % of Total shares held (b)	
								Class eg: x	Class eg: y	Total								
(A)	Promoter & Promoter Group	11	393945179	0	0	393945179	68.73	393945179	0	393945179	68.73	0	68.73	0	0	0	0	393945179
(B)	Public	149564	179224761	0	0	179224761	31.27	179224761	0	179224761	31.27	0	31.27	0	0	NA		177621333
(C)	Non-Promoter - Non Public	0	0	0	0	0	0	0	0	0	0	0	0	0	0	NA		0
(C1)	Shares underlying DRs	0	0	0	0	0	0	0	0	0	0	0	0	0	0	NA		0
(C2)	Shares held by Employees Trusts	0	0	0	0	0	0	0	0	0	0	0	0	0	0	NA		0
	Total	149575	573169940	0	0	573169940	100	573169940	0	573169940	100	0	100	0	0	0	0	571566512

For Uno Minda Limited

T. K. Srivastava
Company Secretary

UNO MINDA LIMITED
Table II - Statement showing Shareholding Pattern of the Promoter and Promoter Group

	Category of Shareholder (I)	Entity Type i.e. Promoter OR Promoter Group Entity (except promoter)	PAN (II)	No. of shareholders (III)	No. of fully paid up equity shares held (IV)	Partly paid-up equity shares held (V)	No of shares underlying depository receipts (VI)	Total Nos. shares held (VII) = (IV)+(V)+(VI)	Shareholding % calculated as per SCRR, 1957 As a % of (A+B+C2) (VIII)	Number of Voting Rights held in each class of securities (IX)			No. of shares Underlying Outstanding Convertible securities (including Warrants) (X)	Shareholding as a % assuming fully conversion of convertible securities (as a percentage of diluted share capital) (XI) = (VII)+(X) as a % of A+B+C2	Number of Locked in shares (XII)		Number of shares pledged or otherwise encumbered (XIII)		Number of equity shares held in dematerialised form (XIV)	Sub-Category of Shares			
										No. of Voting Rights					Total as a % of Total Voting Rights	Shareholding (No. of Shares) under							
										Class X	Class Y	Total				Sub-category (i)	Sub-category (ii)	Sub-category (iii)					
(1)	Indian																						
(a)	Individuals/Hindu undivided family			6	217837211	0	0	217837211	38.01	217837211	0	217837211	38.01	0	38.01	0	0	0	0	217837211			
	Nirmal Kr. Minda	Promoter			121718205	0	0	121718205	21.24	121718205	0	121718205	21.24	0	21.24	0	0	0	0	121718205			
	Suman Minda	Promoter Group			80001474	0	0	80001474	13.96	80001474	0	80001474	13.96	0	13.96	0	0	0	0	80001474			
	Pallak Minda	Promoter Group			6772266	0	0	6772266	1.18	6772266	0	6772266	1.18	0	1.18	0	0	0	0	6772266			
	Paridhi Minda	Promoter Group			6772266	0	0	6772266	1.18	6772266	0	6772266	1.18	0	1.18	0	0	0	0	6772266			
	Amit Minda	Promoter Group			240000	0	0	240000	0.04	240000	0	240000	0.04	0	0.04	0	0	0	0	240000			
	Anand Kumar Minda	Promoter Group			2333000	0	0	2333000	0.41	2333000	0	2333000	0.41	0	0.41	0	0	0	0	2333000			
(b)	Central Government/ State Government(s)				0	0	0	0	0.00	0	0	0	0.00	0	0.00	0	0	0	0	0			
(c)	Financial Institutions/ Banks				0	0	0	0	0.00	0	0	0	0.00	0	0.00	0	0	0	0	0			
(d)	Any Other (specify)			5	176107968	0	0	176107968	30.73	176107968	0	176107968	30.73	0	30.73	0	0	0	0	176107968			
	Promoters Trust			1	649380	0	0	649380	0.11	649380	0	649380	0.11	0	0.11	0	0	0	0	649380			
	Maa Vaishno Devi Endowment	Promoter Group			649380	0	0	649380	0.11	649380	0	649380	0.11	0	0.11	0	0	0	0	649380			
	Bodies Corporate			4	175458588	0	0	175458588	30.61	175458588	0	175458588	30.61	0	30.61	0	0	0	0	175458588			
	Minda Investments Ltd.	Promoter Group			135549914	0	0	135549914	23.65	135549914	0	135549914	23.65	0	23.65	0	0	0	0	135549914			
	Singhal Fincap Ltd.	Promoter Group			16411426	0	0	16411426	2.86	16411426	0	16411426	2.86	0	2.86	0	0	0	0	16411426			
	Minda Finance Ltd.	Promoter Group			7477248	0	0	7477248	1.30	7477248	0	7477248	1.30	0	1.30	0	0	0	0	7477248			
	Minda International Ltd.	Promoter Group			16020000	0	0	16020000	2.79	16020000	0	16020000	2.79	0	2.79	0	0	0	0	16020000			
	Sub-Total (A)(1)			11	393945179	0	0	393945179	68.73	393945179		393945179	68.73	0	68.73	0	0	0	0	393945179			
(2)	Foreign			0	0	0	0	0	0.00	0	0	0	0.00	0	0.00	0	0	0	0	0			
(a)	Individuals (Non-Resident Individuals/ Foreign Individuals)			0	0	0	0	0	0.00	0	0	0	0.00	0	0.00	0	0	0	0	0			
(b)	Government			0	0	0	0	0	0.00	0	0	0	0.00	0	0.00	0	0	0	0	0			
(c)	Institutions			0	0	0	0	0	0.00	0	0	0	0.00	0	0.00	0	0	0	0	0			
(d)	Foreign Portfolio Investor			0	0	0	0	0	0.00	0	0	0	0.00	0	0.00	0	0	0	0	0			
(e)	Any Other (specify)			0	0	0	0	0	0.00	0	0	0	0.00	0	0.00	0	0	0	0	0			
	Sub-Total (A)(2)			0	0	0	0	0	0.00	0	0	0	0.00	0	0.00	0	0	0	0	0			
	TOTAL Shareholding of Promoter and Promoter Group (A)=(A)(1)+(A)(2)			11	393945179	0	0	393945179	68.73	393945179	0	393945179	68.73	0	68.73	0	0	0	0	393945179			

For Uno Minda Limited

**T. K. Srivastava
Company Secretary**

UNO MINDA LIMITED

Table III - Statement showing Shareholding Pattern of the Public Shareholders

	Category & name of the Shareholders (I)	PAN (II)	No. of shareholders (III)	No. of fully paid up equity shares held (IV)	Partly paid-up equity shares held (V)	No of shares underlying depository receipts (VI)	Total Nos shares held (VII) = (IV)+(V)+(VI)	Shareholding % calculated as per SCRR, 1957 As a % of (A+B+C2) (VIII)	Number of Voting Rights held in each class of securities (IX)				No. of shares Underlying Outstanding Convertible securities (including Warrants) (X)	Shareholding as a % assuming fully conversion of convertible securities (as a percentage of diluted share capital) (XI)	Number of Locked in shares (XII)		Number of shares pledged or otherwise encumbered (XIII)		Number of equity shares held in dematerialised form (XIV)	Sub-category of shares			
									No. of Voting Rights			Total as a % of Total Voting Rights			No. (a)	As a % of total shares held (b)	No. (not applicable) (a)	As a % of Total shares held (not applicable) (b)		Shareholding (No. of Shares) under			
									Class X	Class Y	Total									Sub-category (i)	Sub-category (ii)	Sub-category (iii)	
(1)	Institutions (Domestic)																						
(a)	Mutual Funds		26	87934439	0	0	87934439	15.34	87934439	0	87934439	15.34	0	15.34	0	0	NA		87934439	0	0	0	
	Canara Robeco Mutual Fund A/C Canara Robeco		1	16577608	0	0	16577608	2.89	16577608	0	16577608	2.89	0	2.89	0	0	NA		16577608	0	0	0	
	Axis Mutual Fund Trustee Limited A/C Axis Mutual		1	11830098	0	0	11830098	2.06	11830098	0	11830098	2.06	0	2.06	0	0	NA		11830098	0	0	0	
	Dsp Midcap Fund		1	10127596	0	0	10127596	1.77	10127596	0	10127596	1.77	0	1.77	0	0	NA		10127596	0	0	0	
	SBI Large & Midcap Fund		1	9590415	0	0	9590415	1.67	9590415	0	9590415	1.67	0	1.67	0	0	NA		9590415	0	0	0	
	Bandan Flexi Cap Fund		1	8132024	0	0	8132024	1.42	8132024	0	8132024	1.42	0	1.42	0	0	NA		8132024	0	0	0	
(b)	Venture Capital Fund		0	0	0	0	0	0.00	0	0	0	0.00	0	0.00	0	0	NA		0	0	0	0	
(c)	Alternate Investment Funds		4	217398	0	0	217398	0.04	217398	0	217398	0.04	0	0.04	0	0	NA		217398	0	0	0	
(d)	Banks		1	608	0	0	608	0.00	608	0	608	0.00	0	0.00	0	0	NA		0	0	0	0	
(e)	Insurance Companies		9	9124198	0	0	9124198	1.59	9124198	0	9124198	1.59	0	1.59	0	0	NA		9124198	0	0	0	
(f)	Provident Funds/ Pension Funds																						
(g)	Asset Reconstruction Companies																						
(h)	Sovereign Wealth Funds																						
(i)	NBFCs registered with RBI		1	1800000	0	0	1800000	0.31	1800000	0	1800000	0.31	0	0.31	0	0	NA		1800000	0	0	0	
(j)	Other Financial Institutions																						
(k)	Any Other (Specify)																						
	Sub Total (B) (1)		41	99076643	0	0	99076643	17.29	99076643	0	99076643	17.29	0	17.29	0	0	NA		99076035	0	0	0	
2	Institution (Foreign)																						
(a)	Foreign Direct Investment																						
(b)	Foreign Venture Capital Investors																						
(c)	Sovereign Wealth Funds																						
(d)	Foreign Portfolio Investors Category I		182	42911765	0	0	42911765	7.49	42911765	0	42911765	7.49	0	7.49	0	0	NA		42911765	0	0	0	
(e)	Foreign Portfolio Investors Category II		11	1741649	0	0	1741649	0.30	1741649	0	1741649	0.30	0	0.30	0	0	NA		1741649	0	0	0	
(f)	Overseas Depositories (holding DRs)(balancing																						
(g)	Any Others (Specify)																						
	Sub Total (B) (2)		193	44653414	0	0	44653414	7.79	44653414	0	44653414	7.79	0	7.79	0	0	NA		44653414	0	0	0	
3	Central Government / State Government(s)																						
(a)	Central Government/ President of India		0	0	0	0	0	0.00	0	0	0	0.00	0	0.00	0	0	NA		0	0	0	0	
(b)	State Government / Governor		0	0	0	0	0	0.00	0	0	0	0.00	0	0.00	0	0	NA		0	0	0	0	
(c)	Shareholding by Companies or Bodies Corporate where Central / State Government is a promoter		0	0	0	0	0	0.00	0	0	0	0.00	0	0.00	0	0	NA		0	0	0	0	
	Sub Total (B) (3)		0	0	0	0	0	0.00	0	0	0	0.00	0	0.00	0	0	NA		0	0	0	0	
4	Non-Institutions																						
(a)	Associate Companies/ Subsidiaries		0	0	0	0	0	0.00	0	0	0	0.00	0	0.00	0	0	NA		0	0	0	0	
(b)	Director and their relatives (excluding Independent Directors and Nominee Directors)		3	457444	0	0	457444	0.08	457444	0	457444	0.08	0	0.08	0	0	NA		457444	0	0	0	
(c)	Key Managerial Personnel		1	30000	0	0	30000	0.01	30000	0	30000	0.01	0	0.01	0	0	NA		30000	0	0	0	
(d)	Relatives of Promoters (other than 'immediate relatives's of promoters disclosed under 'Promoter and Promoter Group' category)																						
(e)	Trusts where any person belonging to 'Promoter and Promoter Group' category is 'trustee' 'beneficiary' or 'author of the trust'																						
(f)	Investor Education and Protection Fund (IEPF)		1	698483	0	0	698483	0.12	698483	0	698483	0.12	0.00	0.12	0	0	NA		698483	0	0	0	
(g)	i. Resident individual holding nominal share capital upto Rs. 2 lakhs		144002	27744177	0	0	27744177	4.84	27744177	0	27744177	4.84	0.00	4.84	0	0	NA		26215463	0	0	0	
(h)	ii. Resident individual holding nominal share capital in excess of Rs. 2 lakhs		16	2905252	0	0	2905252	0.51	2905252	0	2905252	0.51	0.00	0.51	0	0	NA		2905252	0	0	0	
(i)	Non-Resident Indians (NRIs)		3045	1257469	0	0	1257469	0.22	1257469	0	1257469	0.22	0.00	0.22	0	0	NA		1256669	0	0	0	
(j)	Foreign Nationals		0	0	0	0	0	0.00	0	0	0	0.00	0.00	0.00	0	0	NA		0	0	0	0	
(k)	Foreign Companies		0	0	0	0	0	0.00	0	0	0	0.00	0.00	0.00	0	0	NA		0	0	0	0	
(l)	Bodies Corporate		526	1334894	0	0	1334894	0.23	1334894	0	1334894	0.23	0.00	0.23	0	0	NA		1261618	0	0	0	
(m)	Any Other (Specify)		1736	1066985	0	0	1066985	0.19	1066985	0	1066985	0.19	0.00	0.19	0	0	NA		1066955	0	0	0	
	(i) Trusts		7	868	0	0	868	0.00	868	0	868	0.00	0.00	0.00	0	0	NA		868	0	0	0	
	(ii) Body Corp.-Limited Liability Partnership		41	40191	0	0	40191	0.01	40191	0	40191	0.01	0.00	0.01	0	0	NA		40191	0	0	0	
	(iii) Hindu Undivided Family		1682	994754	0	0	994754	0.17	994754	0	994754	0.17	0.00	0.17	0	0	NA		994724	0	0	0	
	(iv) Clearing Members		5	19278	0	0	19278	0.00	19278	0	19278	0.00	0.00	0.00	0	0	NA		19278	0	0	0	
	(v) Trust (Employees)		1	11894	0	0	11894	0.00	11894	0	11894	0.00	0.00	0.00	0	0	NA		11894	0	0	0	
	Sub Total (B) (4)		149330	35494704	0	0	35494704	6.19	35494704	0	35494704	6.19	0.00	6.19	0	0	NA		33891884	0	0	0	
	Total Public Shareholding (B)=(B)(1)+(B)(2)+(B)(3)+(B)(4)		149564	179224761	0	0	179224761	31.27	179224761	0	179224761	31.27	0.00	31.27	0	0	NA		177621333	0	0	0	

Details of shares which remain unclaimed may be given here alongwith details such as number of shareholders, outstanding shares held in demat / unclaimed suspense account, voting rights which are frozen etc

No. of Shareholders	No. of Shares
NIL	0

Note:

(1) PAN would not be displayed on website of stock exchange(s).

(2) The above format needs to be disclosed alongwith the name of the following persons.

Institutions/ Non-institutions holding more than 1% of total number of shares.

(3) w.r.t. the information pertaining to depository receipts, the same may be disclosed in the respective column to the extent information available and the balance to be disclosed as held by custodian.

* the allotment of shares in the demat mode to the shareholders of Harita Sealing Systems Ltd. Is also shown under physical mode, as the corporate action is yet to be approved by the depositories.

For Uno Minda Limited

T. K. Srivastava


T. K. Srivastava
Company Secretary

UNO MINDA LIMITED

Table IV - Statement showing Shareholding Pattern of the Non Promoter-Non Public Shareholder

	Category of Shareholder (I)	PAN (II)	No. of shareholders (II)	No. of fully paid up equity shares held (IV)	Partly paid-up equity shares held (V)	No. of shares underlying depository receipts (VI)	Total Nos. shares held (VII) = (IV)+(V)+(VI)	Shareholding % calculated as per SCRR, 1957 As a % of (A+B+C2) (VIII)	Number of Voting Rights held in each class of securities (IX)				No. of shares Underlying Outstanding Convertible securities (including Warrants) (X)	Shareholding as a % assuming fully conversion of convertible securities (as a percentage of diluted share capital) (XI)	Number of Locked in shares (XII)		Number of shares pledged or otherwise encumbered (XIII)		Number of equity shares held in dematerialised form (XIV)	Sub-category of shares		
									No. of Voting Rights			Total as a % of Total Voting Rights			No. (a)	As a % of total shares held (b)	No. (not applicable) (a)	As a % of Total shares held (not applicable) (b)		Shareholding (No. of Shares) under		
									Class X	Class Y	Total									Sub-category (i)	Sub-category (ii)	Sub-category (iii)
(1)	Custodian/DR Holder		0	0	0	0	0	0	0	0	0	0	0	0	0	0	NA	0				
(2)	Employee Benefit Trust (under SEBI (Share based Employee Benefit Regulations, 2014)		0	0	0	0	0	0	0	0	0	0	0	0	0	0	NA	0				
	Total Non-Promoter-Non Public Shareholding (C) = (C)(1)+(C)(2)		0	0	0	0	0	0	0	0	0	0	0	0	0	0	NA	0				


Note :
(1) PAN would not be displayed on website of Stock Exchange.
(2) The above format needs to be disclose name of all holders holding more than 1% of total number of shares.
(3) W.r.t. the information pertaining to Depository Receipts, the same may be disclosed in the respective columns to the extent information available.

For Uno Minda Limited

T. K. Srivastava
Company Secretary

UNO MINDA LIMITED
Table V - Statement showing details of significant beneficial owners (SBOs)

S.No.	Details of the SBO (I)		Details of the Registered Owner (II)		Details of holding/exercise of right of the SBO in the reporting company, whether Direct or Indirect* (III)					Date of Creation / Acquisition of significant Beneficial Interest* (IV)
	Name	Nationality	Name	Nationality	Whether by Virtue of :-					
					Shares %	Voting Rights %	Rights on distributable dividend or any other distribution%	Exercise of Cotnrol	Exercise of significant influence	
1	Nirmal Kr. Minda	Indian	Maa Vaishno Devi Endowment	Indian	0.11%	0.11%	0.11%	Yes	Yes	06/11/1997
			Minda Investments Ltd.	Indian	23.65%	23.65%	23.65%	Yes	Yes	31/03/1995
			Singhal Fincap Ltd.	Indian	2.86%	2.86%	2.86%	Yes	Yes	28/09/2016
			Minda Finance Ltd.	Indian	1.30%	1.30%	1.30%	Yes	Yes	13/02/1995
			Minda International Ltd.	Indian	2.79%	2.79%	2.79%	Yes	Yes	22/09/2022
2	Suman Minda	Indian	Minda Investments Ltd.	Indian	23.65%	23.65%	23.65%	Yes	Yes	31/03/1995
			Singhal Fincap Ltd.	Indian	2.86%	2.86%	2.86%	Yes	Yes	28/09/2016
			Minda Finance Ltd.	Indian	1.30%	1.30%	1.30%	Yes	Yes	13/02/1995
			Minda International Ltd.	Indian	2.79%	2.79%	2.79%	Yes	Yes	22/09/2022
3	Paridhi Minda	Indian	Minda Investments Ltd.	Indian	23.65%	23.65%	23.65%	Yes	Yes	31/03/1995
			Singhal Fincap Ltd.	Indian	2.86%	2.86%	2.86%	Yes	Yes	28/09/2016
			Minda Finance Ltd.	Indian	1.30%	1.30%	1.30%	Yes	Yes	13/02/1995
			Minda International Ltd.	Indian	2.79%	2.79%	2.79%	Yes	Yes	22/09/2022
4	Pallak Minda	Indian								
			Minda Investments Ltd.	Indian	23.65%	23.65%	23.65%	Yes	Yes	31/03/1995
			Singhal Fincap Ltd.	Indian	2.86%	2.86%	2.86%	Yes	Yes	28/09/2016
			Minda Finance Ltd.	Indian	1.30%	1.30%	1.30%	Yes	Yes	13/02/1995
5	Amit Minda	Indian	Minda Investments Ltd.	Indian	23.65%	23.65%	23.65%	Yes	Yes	31/03/1995
			Singhal Fincap Ltd.	Indian	2.86%	2.86%	2.86%	Yes	Yes	28/09/2016
			Minda Finance Ltd.	Indian	1.30%	1.30%	1.30%	Yes	Yes	13/02/1995
			Minda International Ltd.	Indian	2.79%	2.79%	2.79%	Yes	Yes	22/09/2022
6	Anand Kumar Minda	Indian	Minda Investments Ltd.	Indian	23.65%	23.65%	23.65%	Yes	Yes	31/03/1995
			Singhal Fincap Ltd.	Indian	2.86%	2.86%	2.86%	Yes	Yes	28/09/2016
			Minda Finance Ltd.	Indian	1.30%	1.30%	1.30%	Yes	Yes	13/02/1995
			Minda International Ltd.	Indian	2.79%	2.79%	2.79%	Yes	Yes	22/09/2022

For Uno Minda Limited


T. K. Srivastava
 Company Secretary

UNO MINDA LIMITED

Table V - Statement showing foreign ownership limits


Particulars	Approved Limits (%)	Limits utilized (%)
As on Shareholding Date	100	8.01
As on the end of previous 1st Quarter	100	6.72
As on the end of previous 2nd Quarter	100	6.53
As on the end of previous 3rd Quarter	100	9.10
As on the end of previous 4th Quarter	100	9.31

Notes:-

1) "Approved Limits (%)" means the limit approved by Board of Directors / Shareholders of the Listed entity. In case the listed entity has no Board Approval limit, provide details of sectoral/statutory cap prescribed by Government / Regulatory Authorities.

2) Details of Foreign ownership includes foreign ownership/investments as specified in Rule 2(s) of the Foreign Exchange Management (Non-debt instruments) Rules 2019, made under the Foreign Exchange Management Act, 1999

For Uno Minda Limited


T. K. Srivastava
Company Secretary