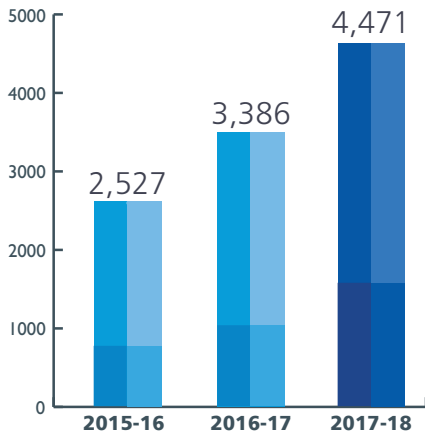




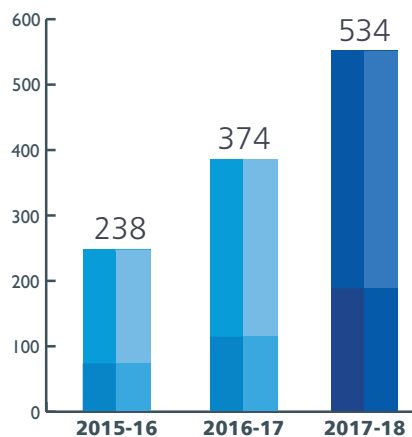
FINANCIAL PERFORMANCE

Revenue (₹Cr)



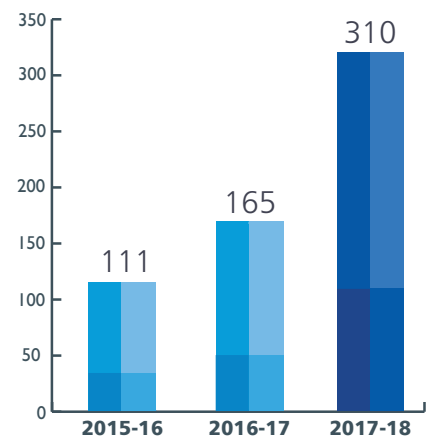
Up from last year: 32%

EBIDTA (₹Cr)



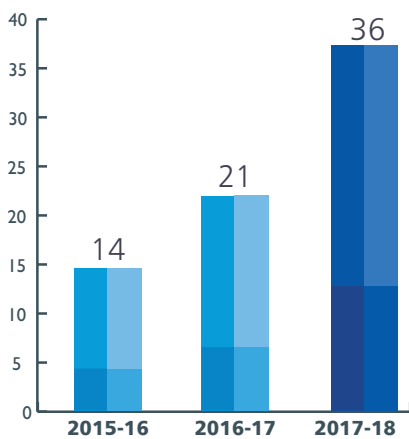
Up from last year: 43%

PAT (₹Cr)



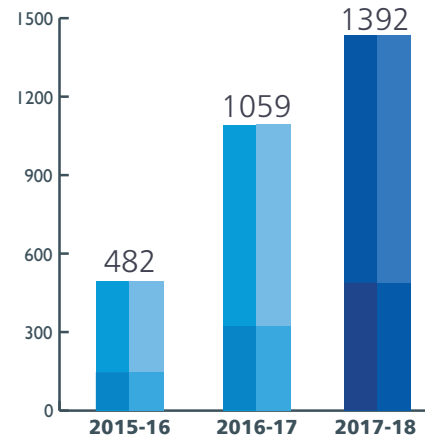
Up from last year: 88%

EPS (₹)



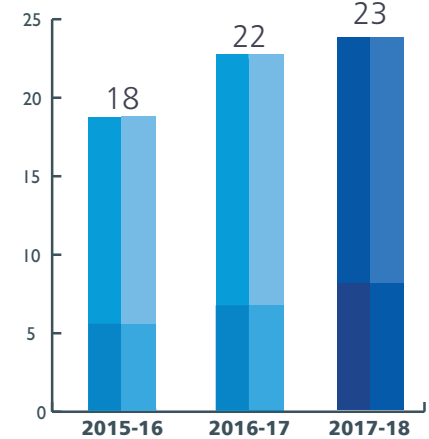
Up from last year: 73%

Net Worth (₹Cr)



Up from last year: 10%

ROCE (%)



Up from last year: 142bps

All the figures are on Consolidated basis.

*EBIDTA : Earnings before Interest Depreciation Tax and Amortisation

*PAT : Profit After Tax

*EPS : Earnings Per Share

*ROCE : Return on Capital Employed

