

Consolidated Performance in numbers

REVENUES in 2015-16




NETWORTH in 2015-16



* Growth from 2014-15

REVENUE BY PRODUCTS

(%)

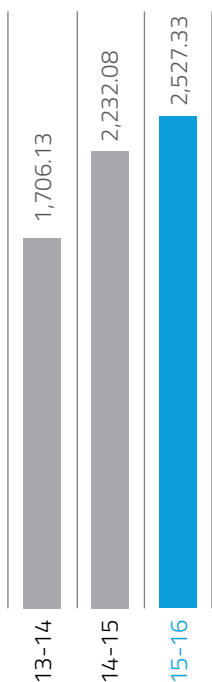


REVENUE

(₹ Crore)

CAGR growth in the last 3 years

21.70%

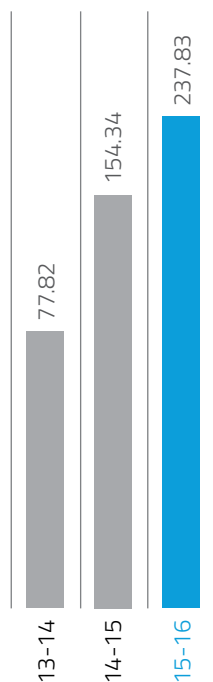


EBIDTA

(₹ Crore)

CAGR growth in the last 3 years

74.65%

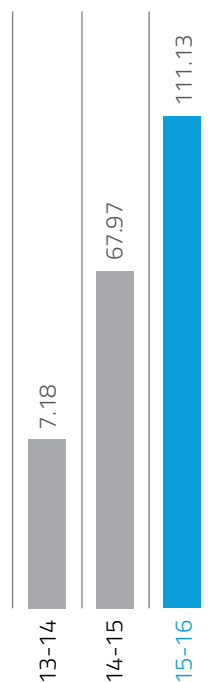


PROFIT AFTER TAX

(₹ Crore)

CAGR growth in the last 3 years

293.41%

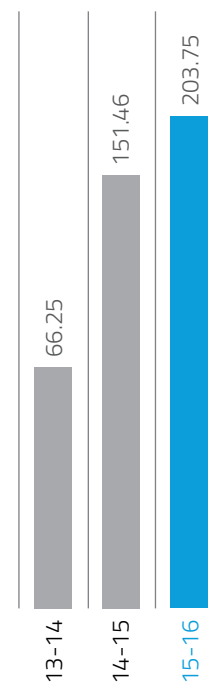


CASH PROFIT

(₹ Crore)

CAGR growth in the last 3 years

75.37%



PROFIT AFTER TAX in 2015-16

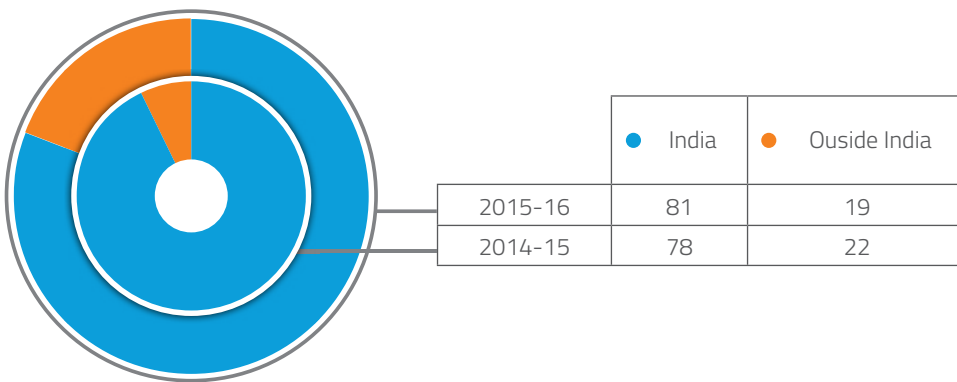


EBIDTA in 2015-16



REVENUE BY GEOGRAPHY

(%)

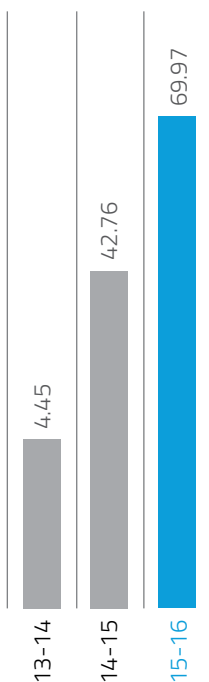


EARNINGS PER SHARE

(₹)

CAGR growth in the last 3 years

296.53%

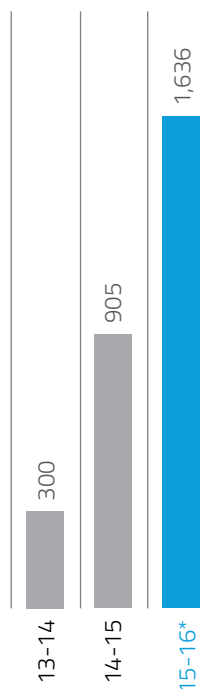


MARKET CAPITALISATION

(₹ Crore)

CAGR growth in the last 3 years

133.50%

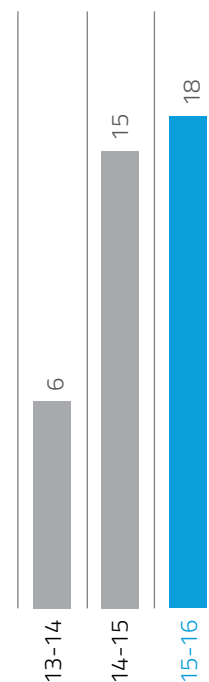


ROCE

(%)

CAGR growth in the last 3 years

73.20%



* As at 31st March 2016